

# The Culture of Wireless Access Technology Learning Communication in the Covid19 Pandemic



Azlina Musa, Mohd Nasir Hashim

**Abstract:** This article will discuss wireless access technologies in the online classroom learning culture during the covid19 pandemic. The purpose of this study was to examine the use of wireless technology in accessing learning and classroom teaching conducted online. In addition, this study is to examine the acceptance among students in the use of wireless access technology in the new normal learning culture during the covid19 pandemic. This study is based on the questionnaire method with 207 respondents. The results of this study show that students can not accept the use of wireless technology as a new normal in the culture of online learning in the era pandemic covid19. Findings show that students prefer learning in their campus of study compared to learning at home. Through re-documentation of the results of this study, it is hoped that it will be a source of reference in the future.

**Keywords:** wireless access technology, culture, learning online class, covid19 pandemic

## I. INTRODUCTION

The use of wireless technology is communication that is sent wirelessly or even wirelessly example smartphones, computers, laptops, tablet and others. In pandemic covid19 is the network of use of wireless technology is gaining widespread use in the culture of online learning and teaching in the classroom in communication between users and recipients of information. Wireless technology is the use of wires in transmitting information or communicating online between the sender of information and the receipt of information. Online learning is a new normal of life that allows learning to be carried out at home. However, online learning is causing problems to users such as there is noise and there is no user comfort in learning at home.

In addition, users also face intermittent internet access problems that disrupt the focus of online learning. can make rectification in the final paper but after the final submission to the journal, rectification is not possible.

Chris Nwabueze (2010) the expected networks most provide users with mobility, seamless communications and data services.

Revised Manuscript Received on December 30, 2020.

\* Correspondence Author

Azlina Musa\*, University of Malaysia Terengganu, 21030 University of Malaysia Terengganu, Email: azlinamusa@umt.edu.my

Mohd Nasir Hashim, University of Malaya, 50603 Kuala Lumpur, Email: nasirhashim@um.edu.my

© The Authors. Published by Blue Eyes Intelligence Engineering and Sciences Publication (BEIESP). This is an open access article under the CC BY-NC-ND license (<http://creativecommons.org/licenses/by-nc-nd/4.0/>)

## II. OBJECTIVE

Among the purpose of this study is to examine the use of wireless technology in online classroom learning during the covid19 pandemic. In addition, this study also aims to examine the culture of the use of wireless technology in influencing acceptance among students.

## III. METHODOLOGY

This study uses a questionnaire method on 207 respondents. Accordingly, the respondents of the study are among the students of University of Malaysia Terengganu. The results of the study are analyzed descriptively in this study.

## IV. RESULTS

The results of the study are gender. The results of the study show that women are 121 or 58.5%. While men are 86 or 41.5%. Based on the findings of the study shows that women are more likely to use wireless technology access compared to male users.

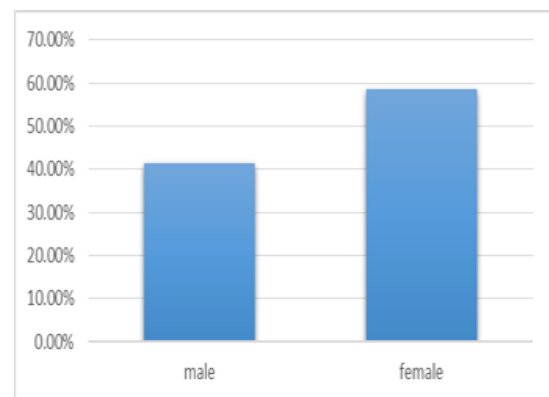


Fig.1.Gender

Next is the findings of the study are consumers who enjoy the use of wireless technology by state. The results of the study show that Selangor consumers are 28 or 13.5%. Meanwhile, Sabah consumers are 5 or 2.4%. Meanwhile, Putrajaya state consumers are 3 or 1.4%. While Perlis state consumers are 3 or 1.4%. Meanwhile, Penang consumers are 12 or 5.8%. While Kelantan state consumers are 36 or 17.4%. Meanwhile, Terengganu users are 24 or 11.6%. Meanwhile, Perak consumers are 16 or 7.7%. While Pahang users are 17 or 8.2%. While Johor state consumers are 27 or 13%. While Kedah state consumers are 10 or 4.8%.

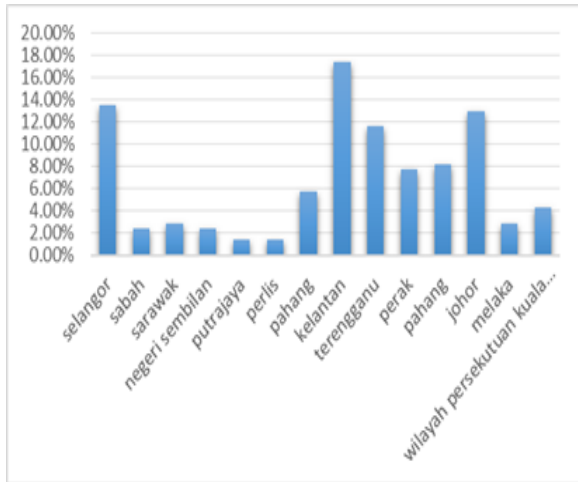


# The Culture of Wireless Access Technology Learning Communication in the Covid19 Pandemic

While the users of the state of Melaka are 6 or 2.9%. While the state users of the Federal Territory of Kuala Lumpur are 9 or 4.3%.

The results of the study show that wireless technology users from the state of Kelantan is the highest compared to other states.

The results of the study show that users who are among the state of Kelantan are the highest able to continue learning at the school. In addition, users from the state of Kelantan are the highest to use wireless internet access at home.



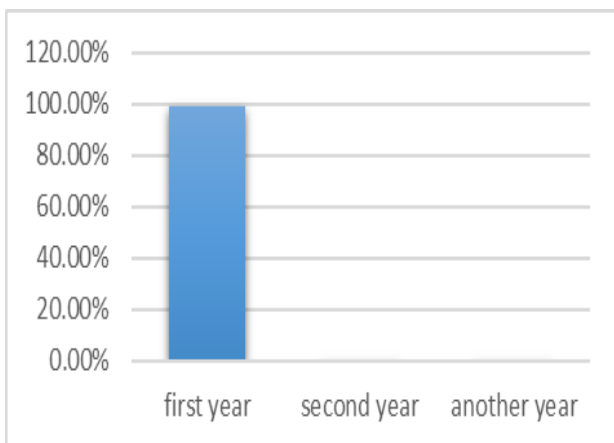
**Fig.2. The use of wireless technology by state**

Next covid19 pandemic learning culture users among students on the use of wireless technology.

The results of the study show that first year students are 205 or 99%. While the second year students are 1 or 0.5%.

While other year students are 1 or 0.5%.

The results of the study showed that first year students were the most likely to use wireless technology access in their learning during the covid19 pandemic.

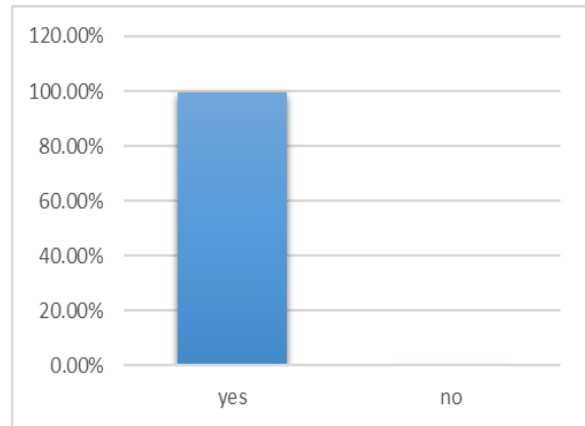


**Fig.3. Users of wireless technology**

Next is the use of wireless technology in online classroom learning in covid19 pandemic culture.

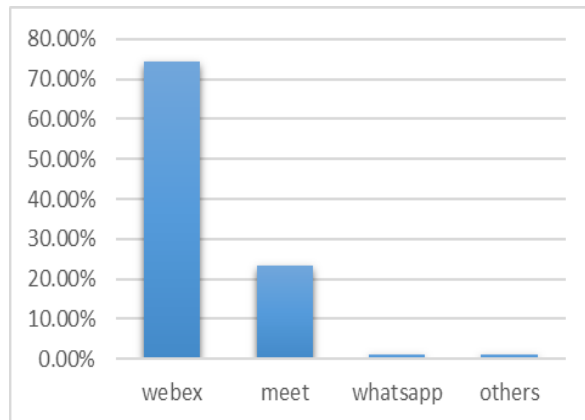
The results of the study show that yes is 206 or 99.5%. While not is 1 or 0.5%.

The results of the study show that the use of wireless technology is the highest yes used by students in online classroom learning, especially during the pandemic covid19.



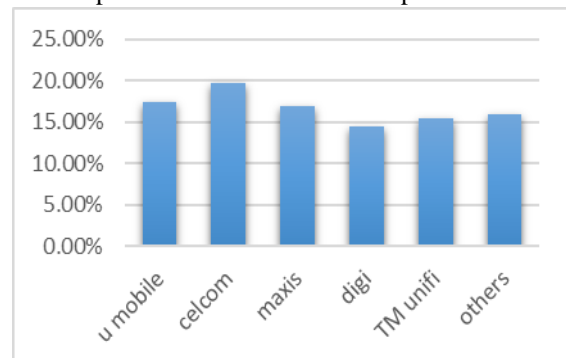
**Fig.4. The use of wireless technology in learning**

The results of the study showed the use of wireless technology in the culture of online classroom learning during the covid19 pandemic. The results of the study showed that webex is 154 or 74.4%. While whatsapp is 2 or 1%. While others are 2 or 1%. The results of the study show that webex is the highest use in online classroom learning during the covid19 pandemic through wireless technology access at home.



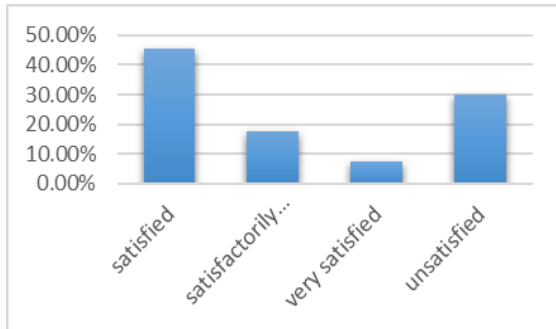
**Fig.5. The use of wireless technology in online classes**

Next is the line of use of wireless technology in online classroom learning in covid19 pandemic. The results of the study show u mobile is 36 or 17.4%. While celcom is 41 or 19.8%. While maxis is 35 or 16.9%. While digi is 30 or 14.5%. While TM unifi is 32 or 15.5%. Others are 33 or 15.9%. The results of the study show that the u mobile line is the highest compared to other internet lines used by users. This is because u mobile internet access is the fastest internet speed that helps students learn in covid19 pandemic.



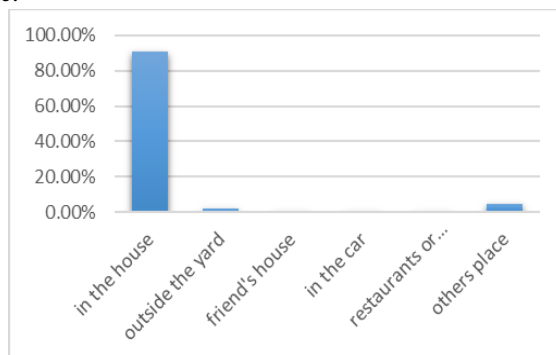
**Fig.6. Access to the use of wireless technology**

Next is to examine user satisfaction on the use of wireless technology in learning. The results of the study showed that 94 or 45.4% were satisfied with using wireless technology access. While 36 or 17.4% are satisfied with the use of wireless technology access. While 15 or 7.2% are very satisfied with the use of wireless technology. While 62 or 30% are dissatisfied with the use of wireless technology in their learning. Accordingly, the results of the study show that users are satisfied to enjoy internet access through the use of wireless technology in their learning.



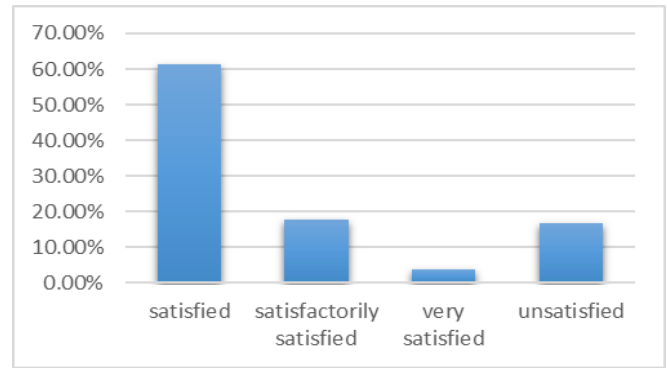
**Fig. 7. Satisfaction of the use of wireless technology**

Next up is where consumers enjoy the use of wireless technology. The results of the study show that 188 or 90.8% are enjoying indoors. While 5 or 2.4% enjoy the use of wireless technology outside the home yard. While 2 or 1% enjoy the use of wireless technology in a friend's house. While 1 or 0.5% enjoy the use of wireless technology in cars. While 1 or 0.5% of consumers enjoy the use of wireless technology in restaurants or eateries. While other places are 10 or 4.8% enjoy the use of wireless technology in learning. The results of the study show that consumers enjoy the use of wireless technology in their home for online classroom learning in pandemic covid19 is the highest. This shows that their homes can receive wireless technology to communicate online.



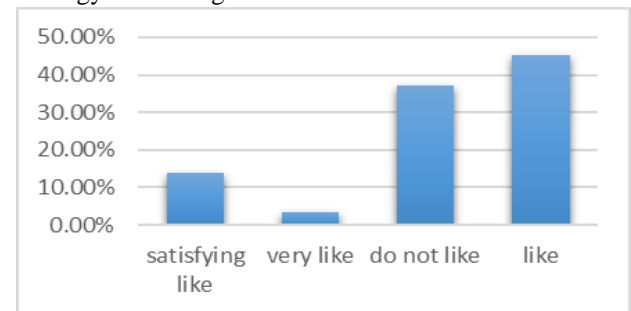
**Fig.8. Place of use of wireless technology**

Next is the satisfaction of users when entering online classes by facing the computer. The results of the study showed that 127 or 61.4% of users are satisfied to enter the classroom online by facing the computer. While 37 or 17.9% are satisfied to enter the classroom online by facing the computer. While 8 or 3.9% are very satisfied to enter the classroom online by facing the computer. While 35 or 16.9% of users are dissatisfied with entering classes online by facing the computer. Accordingly, the results of the study show that users are satisfied to enter the classroom online by facing the computer during the covid19 pandemic to enjoy learning with the use of wireless technology at home.



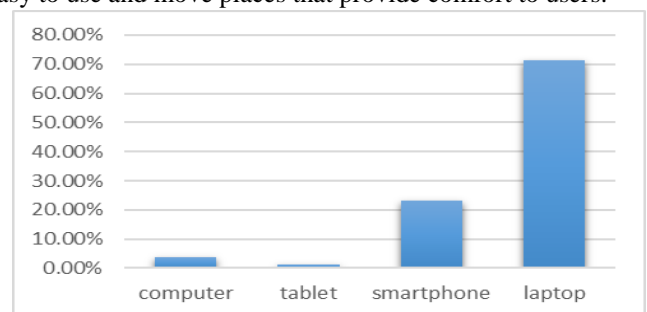
**Fig.9. Satisfaction of entering the classroom online by facing the computer**

Next is to examine the feeling of consumer enjoyment of the use of wireless technology in online classroom learning culture during the covid19 pandemic. The findings show that 29 or 14% are satisfied consumers enjoy the use of wireless technology in their learning culture. While 7 or 3.4% are very fond of. While 77 or 37.2% do not like to enjoy the use of wireless technology in their online classroom learning. While 94 or 45.4% like to enjoy the use of wireless technology in their classroom learning culture. Accordingly, the feeling of liking is the highest enjoyed by users who use wireless technology in learning.



**Fig.10. Likes in the use of wireless technology**

Next is the equipment used by consumers in enjoying the use of wireless technology. The results of the study show that the computer is 8 or 3.9%. While tablets are 3 or 1.4%. While smartphones are 48 or 23.2%. While 71.5% are using laptops. The results of the study show that the use of laptops is the highest. This is because laptops are portable devices that are easy to use and move places that provide comfort to users.



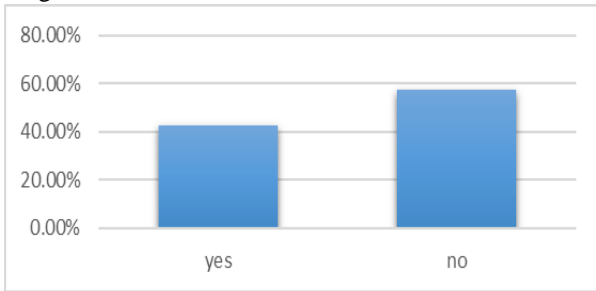
**Fig.11. Equipment using wireless technology**

Next to examine the living room space of users who enjoy the use of wireless technology at home. The results of the study show that 88 or 42.5% of users are yes have room space at home to enjoy the use of wireless technology.



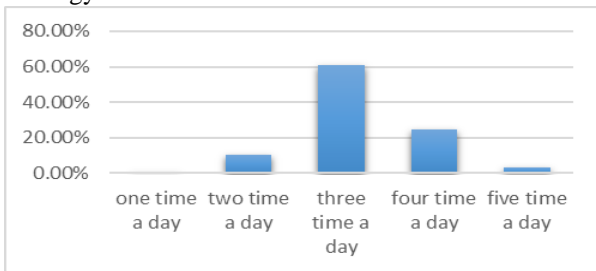
# The Culture of Wireless Access Technology Learning Communication in the Covid19 Pandemic

While 119 or 57.5% of users do not have room space in the house. The results of the study show that consumers are high and do not have room space in the house. This is not comforting to enjoy the use of wireless technology in their learning.



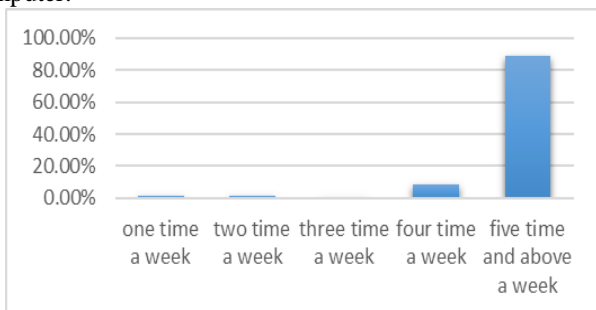
**Fig.12. Room space in the use of wireless technology**

Next is to research how many online classes students need to attend in one day. The results of the study show that 126 or 60.9% are required to attend 3 classes in one day. While 51 or 24.6% are required to attend 4 classes in one day. While 7 or 3.4% are required to attend 5 classes in one day. While 2 or 1% is required to attend 1 class in one day. While 21 or 10.1% are required to attend 2 classes in one day. The results of the study show that users need to attend the class 3 times a day is the highest. This shows that the time allotted is to face the computer in a day is higher in enjoying the use of wireless technology at home.



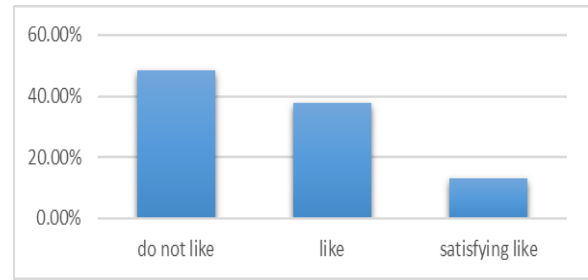
**Fig.13. Online classes need to be present in one day**

Next is to enjoy the users need to enjoy online classes in a week. The results of the study show that users need to attend classes 5 times and above in a week is 184 or 88.9%. While 1 time a week is 2 or 1%. While 2 times a week is 2 or 1%. While 3 times a week is 1 or 0.5%. While 4 times a week is 18 or 8.7%. The results of the study show that consumers enjoy 5 times and above enjoy the use of wireless technology is the highest. This shows that the use of time is more towards the computer.



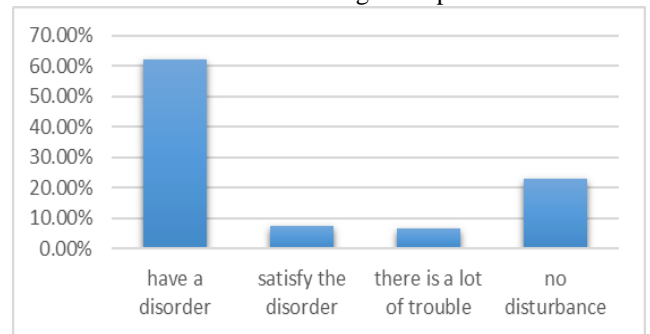
**Fig.14. Online classes need to be attended within a week**

Next research online learning classes in the use of wireless technology. The results of the study show that do not like to study classes online is 100 or 48.3%. While I like is 78 or 37.7%. While satisfying likes is 27 or 13%. The results of the study show that dislike to study classes online is the highest.



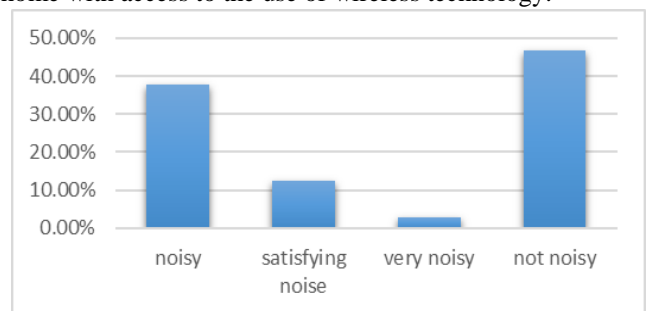
**Fig.15. Online learning classes**

Next is to examine the learning disruptions of online classes at home in the use of wireless technology. The results of the study showed that 129 or 62.3% had learning disabilities at home. While 16 or 7.7% are satisfactory learning disabilities at home. While 14 or 6.8% are very likely to have trouble learning classes online at home. While 48 or 23.2% have no online learning disruptions at home.



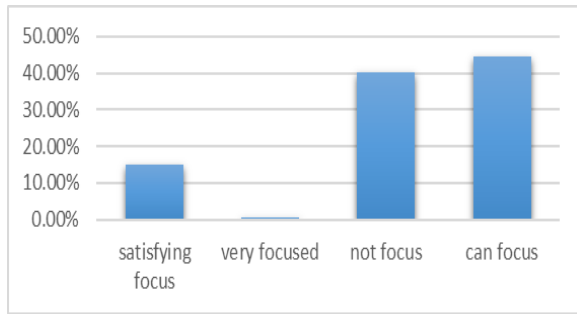
**Fig.16. Online classroom learning disruption**

Next is the noisy atmosphere of learning online classes at home in the use of wireless technology. The results of the study show that 78 or 37.7% are noisy learning online classes at home. While 6 or 2.9% are very noisy learning online classes at home. While 97 or 46.9% are noisy studying online classes at home. The results of the study show that users are enjoying a noisy atmosphere in online classroom learning at home with access to the use of wireless technology.



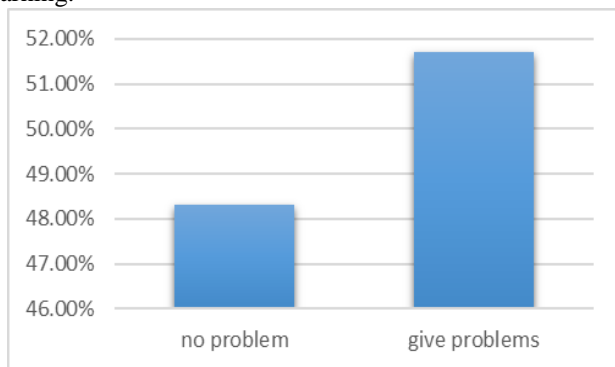
**Fig.17. Noisy atmosphere in the use of wireless technology**

Next is the focus of learning online classes at home in the use of wireless technology. The results of the study show that 31 or 15% are satisfactory can focus on learning online classes at home. While 1 or 0.5% is very able to focus on learning online classes at home. While 83 or 40.1% are not able to focus on online classroom learning at home. While 92 or 44.4% can focus on learning online classes at home. The results of the study show that the highest users are able to focus online classroom learning at home in enjoying the use of wireless technology in learning.



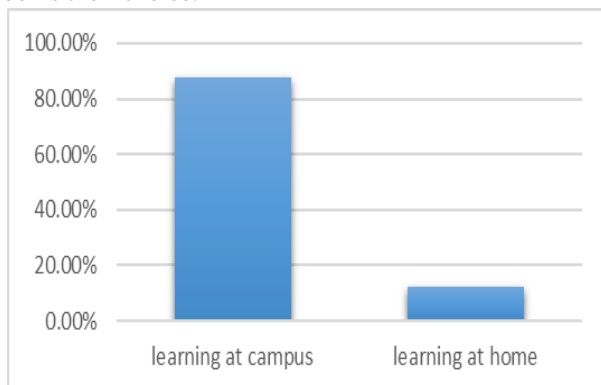
**Fig.18. Focus on online classroom learning in the use of wireless technology**

Next is that online classroom learning is giving problems to learning in the use of wireless technology. The results of the study show that 100 or 48.3% are no problem learning online classes. While 107 or 51.7% is online classroom learning is giving me problems. The results of the study show that online classroom learning is giving problems to their learning.



**Fig.19. Online classes are problematic**

Next is if given the choice of either online classroom learning at home or learning in the campus of the school. The results of the study show that 87.9% or 182 are opting for learning in their campus. While 12.1% or 25 are opting for online classroom learning at home. Accordingly, the results of the study show that high class learning in the campus of the school is their choice.



**Fig.20 Classroom learning**

**V. DISCUSSION**

The use of wireless technology during the covid19 pandemic is a new challenge in learning and teaching. The challenge of disturbing the atmosphere at home is inappropriate and at home distrupts student learning. The challenges of wireless technology in the face of power outages in the delivery of teaching and learning are also distrupting student learning. This results in students losing focus on learning carried out online. Therefore, most students choose to return to study in

their campus of study compared to home learning which is not suitable for their learning. Adel Ismail Al-Alawi (2006) wireless local area networks enable network users with laptops or devices equipped with wireless network interface cards to remain constantly interconnected while roaming within the range of a base station.

**VI. CONCLUSION**

Online classroom learning during the covid19 pandemic is a new challenge that student have to face. This is because fully teaching and learning is carried out online access with the delivery of information is channeled through the home.

**REFERENCES**

1. Adel Ismail Al-Alawi. 2006. Wifi Technology: Future Market Challenges and Opportunities. *Journal of Computer Sciences* 2(1): 13-18.
2. Chris Nwabueze. 2010. Broadband Wireless Network Technologies: Current Performance Benchmarks and Future Potentials. *International Journal of Electrical and Electronic Engineering*, Volume 2, Number 1.
3. W.-K. Chen. *Linear Networks and Systems* (Book style). Belmont, CA: Wadsworth, 1993, pp. 123–135.
4. H. Poor. *An Introduction to Signal Detection and Estimation*. New York: Springer-Verlag, 1985, ch. 4.

**AUTHORS PROFILE**



**Azlina Musa**, University of Malaysia Terengganu, 21030 Kuala Nerus, Terengganu.



**Mohd Nasir Hashim**, University of Malaya, 51060 Kuala Lumpur.

