


Edge-Driven Linux Platform for Power Quality Solutions



Jeevan Chandra C, Sandhya S, Bhaskar Reddy N

Abstract: In the modern landscape of data centres, ensuring optimal power quality and efficiency is paramount. This paper describes the design and implementation of an edge-driven Linux platform for power quality solutions, featuring real-time measurement, analysis, and conformity with IEC 61000-4-30, IEEE 519, and EN 50160 standards. It utilises an AM6442xx processor and offers a web interface, supported by an efficient embedded web server, Node.js, and Nginx. It promotes industrial communication protocols, such as Modbus TCP, to simplify integration into existing systems. In addition, it involves risk assessment, threat modelling, and enhanced ability of the platform to withstand tests that threaten the confidentiality and integrity of data. Thus, the proposed solution enhances the efficiency of data centre operations and delivers reliable power quality metering that meets current international standards.

Keywords: Power Quality, Edge Computing, Linux Platform, Data Centres, NodeJS, ARM64, Modbus TCP, Real-time Monitoring, Embedded Web Server.

I. INTRODUCTION

A continuous, high-quality power supply in modern data centres is crucial for maintaining operational efficiency and preventing costly downtime. Power quality disturbances, such as voltage sags, swells, harmonics, and transients, can significantly impact the performance of sensitive equipment, resulting in failures and increased operational costs. Traditional power quality monitoring systems often fall short of the real-time capabilities and seamless integration required for modern data centres, especially in environments with high energy demands and complex infrastructures. These limitations underscore the need for advanced monitoring solutions that provide real-time data acquisition, detailed analysis, and robust reporting mechanisms while adhering to stringent international power quality standards. An edge-driven solution based on the AM6442xx computing platform has been developed to address these challenges effectively.

This system architecture effectively supports data acquisition, power quality analysis, waveform capture, report generation, and a high-performance SQLite3 database. All components are deployable over the web and secured with advanced protection systems. The built-in web server, created using Node.js and Nginx servers, facilitates smooth interaction with the system, enabling proper management and dissemination of the acquired data. A vital characteristic of the platform is its adherence to global power quality standards, including IEC 61000-4-30, IEEE 519, and EN 50160. These standards help ensure the accuracy of measuring and reporting a wide range of power quality parameters within the platform, providing data centre operators with crucial actionable insights necessary for optimal performance. Support for industrial communication protocols, including Modbus TCP, makes integration with existing data centre infrastructure easy, enhances interoperability, and facilitates smoother information exchange. The platform incorporates risk assessment, threat modelling, and thorough durability testing for the web server and database to prevent unauthorised access to power-quality data, thereby enhancing risk management and security. These include real-time monitoring of the data centre and the swift identification of issues that require resolution, ultimately strengthening the facility's efficiency and capacity to provide services.

This paper emphasises the importance of edge-driven solutions in enhancing power quality management and maintaining the resilience and efficiency of modern data centre operations. The developed platform represents a pivotal improvement in the field, as it provides a comprehensive and standard-compliant power quality metering system that addresses technical and integration issues to enhance the quality of data centre operations.

II. LITERATURE SURVEY

The rapid evolution of data centers has necessitated advancements in power quality monitoring and management to ensure operational efficiency and minimize downtime. Scholars have presented numerous works on diversified technologies and methodologies for improving the performance and interconnectivity of PQ monitoring systems. This section provides a brief overview of the literature on significant advancements and accomplishments in this field of research.

In the context of PQ problems in microgrids [1], significant attention is directed toward supra harmonics, with methods proposed for their effective reduction and compliance with existing standards.

Manuscript received on 09 September 2024 | Revised Manuscript received on 29 September 2024 | Manuscript Accepted on 15 October 2024 | Manuscript published on 30 October 2024.

*Correspondence Author(s)

Mr Jeevan Chandra C*, M Tech, Department of Computer Network Engineering, RV College of Engineering®, Bengaluru (Karnataka), India. E-mail: jeevanchandrac.scn22@rvce.edu.in, ORCID ID: [0009-0005-5346-2414](https://orcid.org/0009-0005-5346-2414)

Dr. Sandhya S, Assistant Professor, Department of Computer Science and Engineering, RV College of Engineering® Bengaluru (Karnataka), India. E-mail: sandhya.sampangi@rvce.edu.in, ORCID ID: [0000-0002-9512-6575](https://orcid.org/0000-0002-9512-6575)

Mr. Bhaskar Reddy N, R&D Principal Engineering, ELSP(Power Protection), ABB GISPL Bengaluru (Karnataka), India. E-mail: bhaskarreddy.n@in.abb.com

© The Authors. Published by Blue Eyes Intelligence Engineering and Sciences Publication (BEIESP). This is an open access article under the CC-BY-NC-ND license <http://creativecommons.org/licenses/by-nc-nd/4.0/>

Similarly, regarding power consumption and quality in public buildings [2], the analysis focuses on how power consumption profiles adhere to the IEEE 1459 standard, highlighting the importance of monitoring systems for power efficiency and cost.

Another study [3] assesses the techniques employed for identifying and classifying events that impact PQ in advanced grids, emphasizing the necessity for ongoing enhancement of detection systems. It is also evident from the evolution of a Linux web server designed for embedded devices [4] that PQ monitoring procedures can be improved through embedded servers, making data storage and retrieval essential. The interface of the embedded systems with a remote Graphical User Interface [5] also helps by improving the monitoring outcome and enhancing the user interaction and data visualization in real-time. According to [6], some security techniques to avoid in Modbus/TCP-based industrial systems include message authentication codes, which present an understanding of security and communication protocol in PQ monitoring.

Moreover, the difficulties provoked by the design of smart microgrids with superior communicating layers [7] and the employment of edge computing to provide specific connections in the microgrid networks are explained and solved. The application of load-balancing algorithms in the context of Nginx web servers [8] is examined to improve the utility of the web-based monitoring interfaces. Additionally, the architecture of the more effective API gateway applies the heterogeneous hardware accelerators [9] is evaluated to enhance PQ monitoring systems for multiple large data transactions. Also, the usage of software-defined networks is realized based on APIs [10] points to the flexibility and scalability of PQ monitoring systems.

An overview of PQ disturbances and their classification is provided [11], the effects of these disturbances on data centers are summarized, and several intelligent techniques for PQ disturbance monitoring are detailed. To enhance PQ monitoring, real-time data processing is recommended [12]. Nonetheless, a new method can improve PQ data analysis in edge computing by lowering latency. Data interface and delivery [13] examines the integration of PQ monitoring systems with industrial automation systems. The escalator architectural approach for meeting more extensive demands is also discussed, along with other methods utilized in PQ monitoring in data centres [14]. PQ monitoring analytical techniques used in communication protocols [15] are examined, along with suggestions for enhancing system interactions and data transfer rates.

Specific online aspects of PQ surveillance systems are analyzed, particularly regarding easily understandable, timely updated graphic interfaces [16]. Various applications of artificial intelligence in PQ analysis [17] are also examined, demonstrating its ability to predict certain disturbances. The elements of information security in PQ monitoring systems [18] are explored, focusing on efficient data storage solutions. Finally, contemporary approaches to PQ monitoring are evaluated based on current guidelines for this process [19]. The extended use of the technology [20] is analyzed, presenting a view of extending the PQ data storing process to become decentralized to enhance the PQ information reliability.

Altogether, these studies contribute to the continuous development of power quality monitoring systems, enabling data centres to maintain reliable power quality in their operations.

III. PROBLEM STATEMENT

The current approaches to monitoring PQ components in data centres present several significant challenges. One key issue is the lack of web interfaces crafted to effectively display power quality metrics, making it difficult for operators to interpret and work with the collected data. Additionally, previous methods have struggled to handle the demands of real-time data monitoring and high-load processing in environments using NodeJS and Nginx on ARM64 processors. Furthermore, there is a lack of research and testing focused on implementing advanced security measures for specialised PQ monitoring systems integrated into smart grids. These limitations underscore the need for an efficient solution that incorporates a robust data processing mechanism, reliable web interfaces, and robust security protocols to enhance the dependability and usability of PQ monitoring in data centres.

IV. OVERALL ARCHITECTURE

The overall architecture of the edge-driven Linux platform, specifically designed for power quality monitoring in data centres, is a robust integration of hardware and software components that delivers high efficiency, scalability, and real-time data processing. The architecture uses the AM6442xx processor, which is very popular among the embedded systems community due to its balance between power efficiency and computational performance.

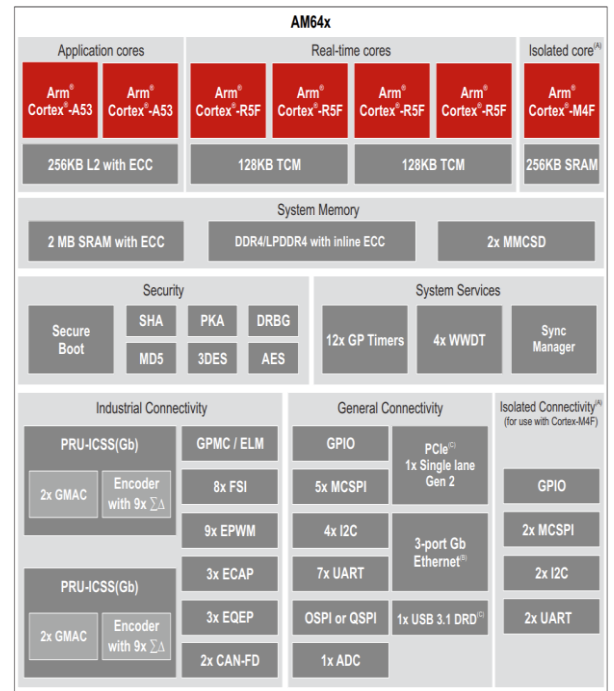


Fig. 1: Functional Block Diagram of AM6442xx

The AM6442xx microprocessor, as depicted in Fig. 1, is meticulously designed to meet the needs of industrial applications that demand high efficiency, real-time processing, and secure operations. This architecture features a streamlined use of multiple specialized cores for different tasks. The dual Cortex-A53 cores, acting as application cores, handle both the main functions of the operating system and user-level applications. These ARMv8-A CPU cores are known for providing a balance between computational performance and energy efficiency, making them well-suited for handling complex data processing tasks in industrial environments. Additionally, the Cortex-R5F real-time cores are designed for low-latency tasks, such as sensor data sampling and managing industrial protocols, ensuring the system can respond quickly to external signals. Moreover, an isolated Cortex-M4F core is incorporated into the architecture to handle critical low-power operations. This core operates in parallel with the others, ensuring that functions can continue even during power constraints, thereby further enhancing the system's overall reliability and efficiency.

The core is designed for system health monitoring or safety-critical functions, thereby enhancing reliability by providing a backup mode that ensures critical functions continue to operate even in the event of a system failure. The general structure of the microprocessor memory, as shown in Fig. 1, incorporates elements such as L2 cache and Tightly Coupled Memory (TCM) with Error Correction Code (ECC). This design improves data reliability and facilitates quick access to frequently used data, as cache memory offers faster access times than main memory, thereby boosting processing speeds. Additionally, various I/O interfaces, such as Universal Asynchronous Receiver-Transmitter (UART), Serial Peripheral Interface (SPI), and Inter-Integrated Circuit (I2C), are crucial for interfacing with sensors and devices necessary for Power Quality Monitoring (PQM) applications. These interfaces enable the microprocessor to receive and process data efficiently. The AM6442xx is a versatile and highly effective microprocessor engineered to meet the demands of modern industrial systems.



Figure 2: Hardware Component of AM6442xx

Moving beyond the processor's internals, the hardware components of the AM6442xx, as illustrated in Fig. 2, show the essential physical elements that form the backbone of the edge-driven platform. While serving as the central processing unit, the processor, along with RAM, provides the necessary volatile memory for application execution, with firmware stored in ROM. These components are interconnected with

other critical hardware parts at the device level. Along with network modules such as Ethernet or Wi-Fi, which are crucial for reliable data transmission to a centralized server or cloud platform. General Purpose Input/Output (GPIO) pins and other I/O interfaces extend the system, allowing connections to various sensors and external devices. These components are vital for obtaining real-time power quality information.

The broader system integration is thoroughly presented in Fig. 3, which provides a comprehensive view of how these hardware components are orchestrated with software layers to achieve the platform's objectives. At the core of the software stack is the Linux operating system, which is stable, secure, and versatile enough for industrial embedded systems. The inbuilt web server, which utilises NodeJS and Nginx servers, will handle the significant data traffic in power quality monitoring.

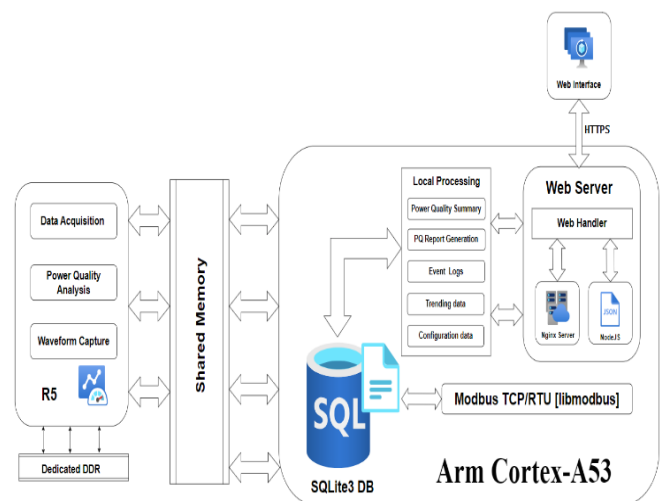


Figure 3: System Architecture of an Edge-Driven Linux Platform for Power Quality Solutions

Node.js provides asynchronous capabilities, allowing the system to handle multiple requests simultaneously, while Nginx acts as a high-performance reverse proxy server that balances the incoming load. SQLite3 is used as the database system to manage standalone PQ data on the device, making the data quickly accessible for processing, especially in areas with restricted or intermittent network connectivity. The platform also utilises shared memory to facilitate seamless and efficient communication between software and hardware units, particularly during real-time operations. The HMI operates solely with Modbus TCP, while the unit includes R5 processors to gather PQ data and waveform captures, which are essential for monitoring electrical parameters. Using the shared memory interface, these processors enable the platform to perform high-speed data transfers, which are vital for efficiently processing PQ data with minimal delay. Although these cybersecurity measures focus on simple tasks such as table validation, they are crucial in securing processed data from platform probes, given the sensitive nature of power-quality data in data centre operations.

V. METHODOLOGY

The development of the edge-driven Linux platform for power quality monitoring in data centres follows a structured approach, starting with requirements gathering and system design. The hardware implementation involves connecting the AM6442xx processor to other interfaces, such as UART, SPI, and I2C, to monitor and process power-quality data. The integration of Nginx, SQLite3, and NodeJS plays a pivotal role in enhancing the overall performance of the power quality monitoring platform. Nginx is configured strategically to manage API processing with an emphasis on speed and data security, as illustrated in Fig. 4. Utilizing load balancing and SSL/TLS encryption at its core, Nginx ensures that data transfer across the network is both efficient and secure—an essential feature given that power-quality data is very delicate. The platform's ability to quickly secure data processing is central to its support for real-time analytics, ensuring data integrity is never compromised.

```
root@phyboard-electra-am64xx-2:~# nginx -v
nginx version: nginx/1.25.4
root@phyboard-electra-am64xx-2:~# systemctl status nginx
nginx.service - A high performance web server and a reverse proxy server
   Loaded: loaded (/lib/systemd/system/nginx.service; enabled; vendor preset: disabled)
   Active: active (running) since Tue 2022-05-24 14:26:28 UTC; 2 days ago
     Docs: man:nginx(8)
   Process: 222 ExecStartPre=/usr/bin/nginx -t -q -g daemon on; master process on; (code=exited, status=0/SUCCESS)
   Process: 225 ExecStart=/usr/bin/nginx -g daemon on; master process on; (code=exited, status=0/SUCCESS)
   Main PID: 226 (nginx)
    Tasks: 2 (limit: 1920)
   Memory: 1.9M
   CGroup: /system.slice/nginx.service
           └─ 226 "nginx: master process /usr/bin/nginx -g daemon on; master process on;"
             └─ 227 "nginx: worker process"

May 24 14:26:28 phyboard-electra-am64xx-2 systemd[1]: Starting A high performance web server and a reverse proxy server...
May 24 14:26:28 phyboard-electra-am64xx-2 systemd[1]: Started A high performance web server and a reverse proxy server.
root@phyboard-electra-am64xx-2:~#
```

Figure 4: Nginx Server Integration

Fig. 5 depicts SQLite3 as the primary database engine, chosen for its blend of simplicity, speed, and reliability. It handles both real-time and historical data optimally, with fast retrieval and seamless integration with NodeJS, as depicted in Fig. 6.

```
DB/buildfile
In Trending DB
Data not present
Data not present
Exiting Trending DB
Consecutive element values RMS Voltage A Phase
Consecutive element values RMS Voltage B Phase
Consecutive element values RMS Voltage C Phase
File does not exist or cannot be accessed.
Can't open database: unable to open database file
Mmap data pg size 4096, alloc 1048576, pg msk 4095
Mmap pointer 0x8ea00000
Memory usage evt 38928, metr 81936, uav 9830796
Memory used 9718 kB
Value at 0x8ea00000 is 0xee !
Value at 0x8ea09810 is 0xdbcfefee !
Value at 0x8ea1d820 is 0xdbcfefee !
eventQStr Pointers at fp 0 and bp 0
metricsQStr Pointers at fp 29 and bp 0
metricsQStr Pointers at fp 29 and bp 0
metrics ID 702 value 120.410309
metricsQStr Pointers at fp 29 and bp 1
metrics ID 703 value 119.544884
```

Figure 5: SQLite3 Integration

Node.js provides the backbone for the platform's backend operations and controls the flow of data from the first point of capture to its final visualisation on the dashboard. With SQLite3 integrated into NodeJS, latency is reduced to nearly instantaneous when accessing power quality metrics, allowing users to depend on the platform for timely insights and informed decision-making.

```
> node server.js
[nodemon] 3.1.4
[nodemon] to restart at any time, enter 'rs'
[nodemon] watching path(s): *.*
[nodemon] watching extensions: js,mjs,cjs,json
[nodemon] starting node server.js
Server is running on http://localhost:8080
Connected to the meteringInMemory.
Connected to the TrendingDB.
Connected to the eventDB.
Connected to the ConfigDB.
Connected to the RuntimeNonVolatile.
```

Figure 6: Node.js Integration

The software integration phase focuses on the Linux OS, which supports an integrated web server built with NodeJS and Nginx. This server is optimized to handle multiple data requests simultaneously, balance system load, and enable real-time monitoring. SQLite3 functions as the database management system, storing power-quality data locally to ensure quick access regardless of network conditions. Shared memory enables software and hardware components to communicate efficiently, allowing them to exchange data in real-time. Additionally, Modbus TCP is designed for communication with the HMI, and R5 processors manage waveform data acquisition and high-speed transactions. These components work together to make the platform efficient, scalable, and reliable, fully meeting the user's needs and capacity requirements.

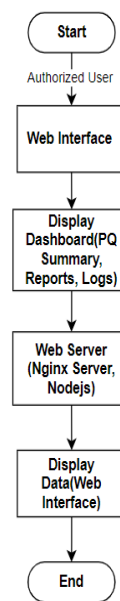


Fig 7: Flow Chart of an Edge-Driven Linux Platform for Power Quality Solutions

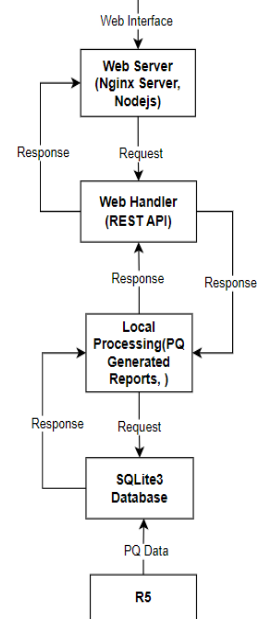


Fig 8: Flow Chart of Embedded Web Server

To illustrate the logical flow of these core operations, the flow chart in Fig. 7 depicts the linear process of the platform's core functionalities. It visualizes the initialization process, data capture, processing mechanisms, and communication between the system and external devices or networks. This flowchart is vital for understanding the logical progression of tasks and ensuring the platform's reliability and operational efficiency.

Additionally, Fig. 8 provides a detailed view of the web server component, illustrating how it handles incoming data requests, processes the information, and delivers appropriate responses. This flowchart emphasizes the web server's role in managing substantial data traffic, ensuring efficient communication between the platform and its users, and maintaining performance even under multiple concurrent requests. This aspect is critical for ensuring the platform's robustness and real-time data accessibility, which is fundamental for effective power quality monitoring.

A. Architecture Workflow Overview

In addition to the flowcharts, the use-case diagram, as shown in Fig. 9, provides a comprehensive visualization of the platform's development process.

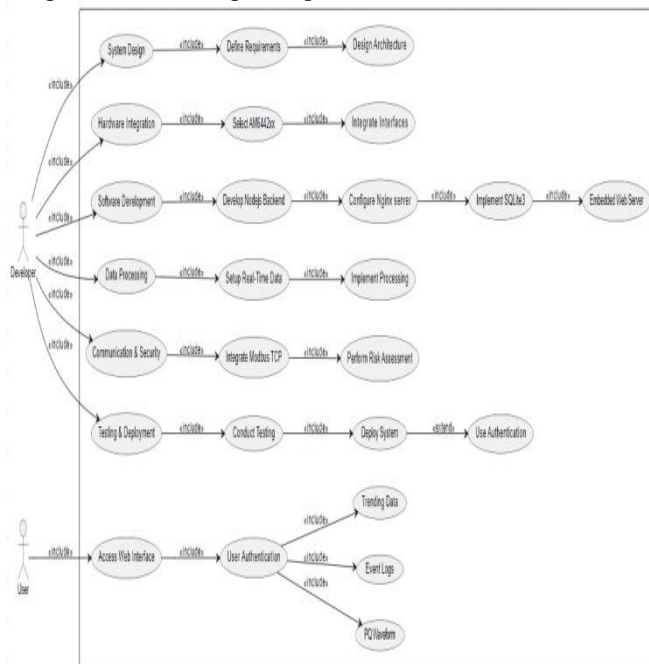


Fig. 9: Architectural Workflow Overview of an Edge-Driven Linux Platform for Power Quality Solutions

The developer initially works on system design and then continues to incorporate hardware modules, such as the AM6442xx processors, which include UART, SPI, and I2C interfaces. Next, software development occurs, where a Linux-based operating system hosts an integrated web server built with NodeJS and Nginx to process data in real-time and manage the load. The diagram also highlights the implementation of SQLite3 for local data storage, ensuring network availability for data storage and retrieval. The details about the communication setup using Modbus TCP and the configuration of R5 processors for high-speed data acquisition are significant steps in this process. Next is the testing and deployment phase, where the platform undergoes thorough testing to ensure it is fully functional and secure. This well-coordinated workflow enables the seamless integration of each unit into the overall system, maintaining stability and scalability for power quality monitoring.

VI. RESULTS AND ANALYSIS

The overall consistency of the developed power quality monitoring platform enables the integration of real-time data capture and processing of all vital power quality characteristics. The real-time voltage, current, power quality indices, and waveform captures are easily understandable with the help of the dashboard. These metrics are presented in a clear and usable format for further analysis and are compliant with IEC 61000-4-30, IEEE 519, and EN 50160. This results in a strong integration of the two components, enabling the platform to provide accurate and timely information needed for managing power quality as formulated by the recommended quality standards.

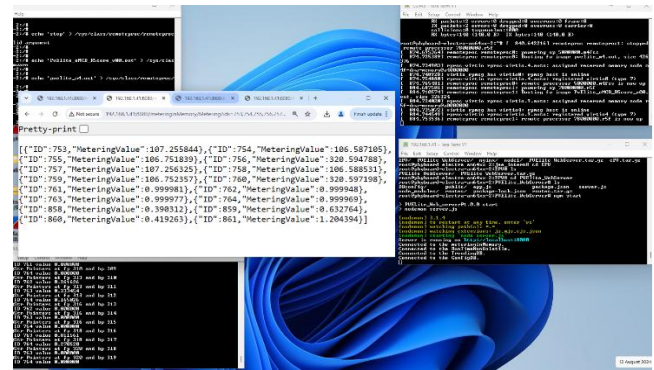


Fig. 10: Power Quality Integration

The power quality integration aspect of the platform, as illustrated in Fig. 10, plays a crucial role in its operation, facilitating the acquisition of signals and their immediate analysis for critical power quality parameters, such as voltage and current. These metrics are easily managed and monitored within the dashboard, offering a clear view of system status while ensuring adherence to compliance standards. Performing real-time power quality analysis is crucial for identifying fluctuations from the standard level and restoring reliable operation.

Trending Data

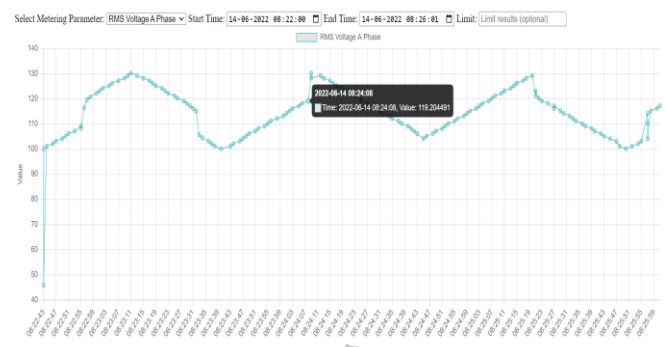


Fig. 11: Trending Data Chart of Power Quality Solutions

The trending data chart shown in Fig. 11 is crucial in handling and analyzing vast amounts of data, especially from previous session operations. For instance, it allows users to observe temporal fluctuations of some parameters, such as RMS voltage or harmonic distortion, and find abnormal changes or trends. With this capability, users can make informed decisions about power management, forecast potential power issues, and improve power quality. Thus, it also presents a significant benefit of the platform, as it can process vast amounts of data and deliver vital analytical information promptly and accurately. The event logs shown in Fig. 12 are essential for documenting and organizing significant power-quality events. It systematically captures anomalies and interruptions, providing users with a detailed log for effective management and troubleshooting. This comprehensive event logging supports a thorough understanding of the system's performance and facilitates prompt issue resolution, thereby maintaining high standards in power quality management.

Event Logs

Table Name: Event

Apply Filters

Response

Timestamp	Event Type	Description	Status
2024-08-22 15:15:03	Warning	POU Output 1	1
2024-08-22 15:15:02	Warning	POU Input 1	1
2024-08-22 15:15:01	INFO	User: Service logged On	0
2024-08-22 15:15:00	INFO	POUOutput meter 2 Total KW Normal	0
2024-08-22 15:14:59	INFO	POUOutput meter 2 Total KVA Normal	0
2024-08-22 15:14:58	INFO	POUOutput meter 2 Phase C KW Normal	0
2024-08-22 15:14:57	INFO	POUOutput meter 2 Phase C KVA Normal	0
2024-08-22 15:14:56	INFO	POUOutput meter 2 Phase B KW Normal	0
2024-08-22 15:14:55	INFO	POUOutput meter 2 Phase B KVA Normal	0
2024-08-22 15:14:54	INFO	POUOutput meter 2 Phase A KW Normal	0
2024-08-22 15:14:53	INFO	POUOutput meter 2 Phase A KVA Normal	0
2024-08-22 15:14:52	ALARM	POUOutput meter 2 Over KW Total	0
2024-08-22 15:14:51	ALARM	POUOutput meter 2 Over KVA Total	0
2024-08-22 15:14:50	ALARM	POUOutput meter 2 Phase C Over KW	0
2024-08-22 15:14:49	ALARM	POUOutput meter 2 Phase C Over KVA	0

Fig. 12: Event Logs of Power Quality Solutions

A. Performance Analysis

The performance analysis evaluates how efficiently the platform manages various functionalities under different demand levels. This assessment is crucial for understanding the system's ability to handle real-time and historical data processing, which impacts overall power quality management.

Table 1: Performance Metrics for Power Quality Solutions

Functionality	Concurrency Level	Total Requests	Time Taken (seconds)	Requests per Second	Time per Request (ms)	Transfer Rate (Kbytes/sec)
Power Quality Integration	50	1000	3.911	255.66	195.568	285.13
Trending Data	25	100000	253.23	394.9	63.308	2950.55
Event Logs	25	100000	311.959	320.56	77.99	831.13

The performance metrics in Table 1 highlight the platform's ability to manage diverse functionalities with varying degrees of efficiency, demonstrating its robustness in both real-time and historical data management. The Power Quality Integration feature efficiently processes 1,000 requests in 3.911 seconds, demonstrating its capability to handle moderate data loads, which are crucial for maintaining power quality. The Trending Data feature excels by processing 100,000 requests in just 253.230 seconds, showcasing its speed in handling historical data for predictive analysis and decision-making. Although the Event Log takes 311.959 seconds to manage 100,000 requests, reflecting a slightly higher time per request due to the complexity and volume of event data, it still demonstrates reliable performance in maintaining extensive logs over time.

B. Evaluation Metric

The evaluation metrics for Table 1 align with industry standards, underscoring the platform's compliance and efficiency. The Power Quality Integration feature processes 1,000 requests in 3.911 seconds with a concurrency level of 50, meeting the IEC 61000-4-30 standards for timely power quality management. The Trending Data feature, handling 100,000 requests in 253.230 seconds with a concurrency level of 25, aligns with IEEE 519 standards for efficient historical data sampling, ensuring stability and reliable predictive maintenance. Additionally, the Event Logs manage 100,000 requests in 311.959 seconds with a concurrency level of 25, adhering to EN 50160 standards for maintaining comprehensive event records, which ensures high dependability despite the higher time per request.

VII. CONCLUSION

The platform developed in this study provides a comprehensive and efficient solution for capturing and analysing real-time data in complex electrical environments. By integrating advanced technologies such as Nginx, SQLite3, and Node.js, the platform can efficiently manage large volumes of high-quality data while monitoring it in real-time with precision. The system architecture is structured to process and store critical parameters such as voltage, current, and power quality in compliance with IEC 61000-4-30, IEEE 519, and EN 50160 standards. Additionally, the platform generates structured JSON-formatted data, simplifying integration with other applications and further processing. This capability makes the platform ideal for industrial environments requiring power quality control. The combination of NodeJS for dynamic updates, SQLite3 for data management, and Nginx for secure API processing ensures high performance and reliability. Its ability to function as a cross-platform web server enhances both versatility and security. Ultimately, the platform addresses the challenge of accurately assessing power quality in real-time and determining key parameters, fulfilling the requirements of modern industrial facilities. It also provides a solid foundation for future platform designs.

VIII. FUTURE SCOPE

The further development of the Advanced Power Quality Monitoring platform will focus on expanding functions beyond data acquisition. Novelties include more sophisticated waveform analysis and extended PQ reports on multimedia power quality trends. The platform's scalability and performance will increase to ensure more reliable operation under larger data loads and higher processing speeds. Testing will incorporate stress testing, vulnerability assessments, and new automated frameworks for bug troubleshooting and system stability. User experience improvements include homepage dashboards, Event logs, and visualization elements. The platform will maintain compliance with regulatory standards and integrate next-generation security, featuring enhanced authentication and continuous threat detection.

DECLARATION STATEMENT

After aggregating input from all authors, I must verify the accuracy of the following information as the article's author.

- **Conflicts of Interest/Competing Interests:** Based on my understanding, this article does not have any conflicts of interest.
- **Funding Support:** This article has not been funded by any organizations or agencies. This independence ensures that the research is conducted with objectivity and without any external influence.
- **Ethical Approval and Consent to Participate:** The content of this article does not necessitate ethical approval or consent to participate with supporting documentation.
- **Data Access Statement and Material Availability:** The adequate resources of this article are publicly accessible.
- **Author's Contributions:** The authorship of this


article is contributed equally to all participating individuals.

REFERENCES

1. A. A. Alkahtani, S. T. Y. Alfalahi, A. A. Athamneh, A. Q. Al-Shetwi, M. Bin Mansor, M. A. Hannan, and V. G. Agelidis, "Power Quality in Microgrids Including Supraharmonics: Issues, Standards, and Mitigations," *IEEE Access*, vol. 8, 2020, pp. 127104-127122. <https://doi.org/10.1109/ACCESS.2020.3008042>
2. V. Gyurov and M. Duganov, "Study on Power Consumption Modes and Power Quality According to IEEE1459 Standard in the Electric Power Supply Systems of Public Buildings," in *18th Conference on Electrical Machines, Drives and Power Systems (ELMA)*, 2023. <https://doi.org/10.1109/ELMA58392.2023.10202448>
3. R. K. Beniwal, M. K. Saini, A. Nayyar, B. Qureshi, and A. Aggarwal, "A Critical Analysis of Methodologies for Detection and Classification of Power Quality Events in Smart Grid," *IEEE Access*, vol. 9, 2021, pp. 2169-3536. <https://doi.org/10.1109/ACCESS.2021.3087016>
4. T. Zhang and Z. Liu, "Design and Implementation of Linux-Web Server Based on Embedded System," in *International Conference on Computer Technology and Media Convergence Design (CTMCD)*, 2021, pp. 217-221. <https://doi.org/10.1109/CTMCD53128.2021.00053>
5. C. Lagartinho-Oliveira, F. Pereira, F. Moutinho, and R. Campos-Rebello, "Integrated Development of Embedded Systems with Remote Graphical User Interfaces," *IEEE Access*, vol. 11, 2023, pp. 63795-63807. <https://doi.org/10.1109/ACCESS.2023.3287198>
6. F. Katulic, D. Sumina, S. Gros, and I. Erceg, "Protecting Modbus/TCP-Based Industrial Automation and Control Systems Using Message Authentication Codes," *IEEE Access*, vol. 11, 2023, pp. 47007-47023. <https://doi.org/10.1109/ACCESS.2023.3275443>
7. Y. Si, N. Korada, R. Ayyanar, and Q. Lei, "High-Performance Communication Architecture for a Smart Micro-Grid Testbed Using Customized Edge Intelligent Devices (EIDs) With SPI and Modbus TCP/IP Communication Protocols," *IEEE Open Journal of Power Electronics*, vol. 2, 2021, pp. 2-17. <https://doi.org/10.1109/OJPEL.2021.3051327>
8. C. Ma and Y. Chi, "Evaluation Test and Improvement of Load Balancing Algorithms of Nginx," *IEEE Access*, vol. 10, 2021, pp. 14311-14324. <https://doi.org/10.1109/ACCESS.2022.3146422>
9. X. Gao, R. Liu, and X. Lin, "API Gateway Optimization Architecture Based on Heterogeneous Hardware Acceleration," in *IEEE 3rd International Conference on Information Technology, Big Data and Artificial Intelligence (ICIBA)*, 2021, pp. 863-868. <https://doi.org/10.1109/ICIBA56860.2023.10165387>
10. T. A. Nayeem, M. R. Uddin, M. H. Rahman, and M. S. Islam, "Design & Implementation of API Based Software Defined Networking Architecture," in *IEEE 26th International Conference on Computer and Information Technology (ICCIT)*, 2023, pp. 345-357. <https://doi.org/10.1109/ICCIT60459.2023.10441192>
11. M. Shi, Y. Zhuang, Y. Tang, M. Lin, X. Zhu, and J. Liu, "Web Service Network Embedding Based on Link Prediction and Convolutional Learning," *IEEE Transactions on Services Computing*, vol. 15, no. 6, 2021, pp. 3620-3633. <https://doi.org/10.1109/TSC.2021.3103481>
12. G. Kang, L. Ding, J. Liu, B. Cao, and Y. Xu, "Web API Recommendation Based on Self-Attentional Neural Factorization Machines with Domain Interactions," *IEEE Transactions on Network Science and Engineering*, vol. 10, no. 6, 2023, pp. 3953-3963. <https://doi.org/10.1109/TNSE.2023.3277695>
13. B. Qu and Z. Wu, "Design and implementation of embedded secure web server for ARM platform," in *Proceedings of 2011 International Conference on Electronic & Mechanical Engineering and Information Technology*, 2011, pp. 359-362. <https://doi.org/10.1109/EMEIT.2011.6022952>
14. Y. Zhao, D. A. da Costa, and Y. Zou, "Composing Web Services Using a Multi-Agent Framework," *IEEE Transactions on Services Computing*, vol. 15, no. 4, 2020, pp. 2100-2113. <https://doi.org/10.1109/TSC.2020.3032976>
15. V. Zdravski, M. Todorovski, D. Trajanov, and L. Kocarev, "Dynamic Load Balancing and Reactive Power Compensation Switch Embedded in Power Meters," *IEEE Transactions on Circuits and Systems II: Express Briefs*, vol. 64, no. 4, 2016, pp. 422-426. <https://doi.org/10.1109/TCSII.2016.2570338>
16. F. Katulic, D. Sumina, S. Gros, and I. Erceg, "Protecting Modbus/TCP-Based Industrial Automation and Control Systems Using Message Authentication Codes," *IEEE Access*, vol. 11, 2023, pp. 47007-47023. <https://doi.org/10.1109/ACCESS.2023.3275443>
17. F. L. Liang, L. Zhu, W. Shang, D. Feng, and Z. Xiao, "Express supervision system based on NodeJS and MongoDB," in *IEEE/ACIS 16th International Conference on Computer and Information Science (ICIS)*, *IEEE Access*, vol. 11, 2017, pp. 607-612. <https://doi.org/10.1109/ICIS.2017.7960064>
18. X. Wang, Q. Sun, and J. Liang, "JSON-LD Based Web API Semantic Annotation Considering Distributed Knowledge," *IEEE Access*, vol. 11, 2020, pp. 197203-197221. <https://doi.org/10.1109/ACCESS.2020.3034937>
19. K. J. O'Dwyer, E. Creedon, M. Purcell, and D. Malone, "Power Saving Proxies for Web Servers," *The Computer Journal*, vol. 63, no. 1, 2020, pp. 179-192. <https://doi.org/10.1093/comjnl/bxz081>
20. H. Qu, "Research on Key Technology of Embedded Linux System Based on ARM Processor," in *IEEE 3rd International Conference on Information Systems and Computer Aided Education (ICISCAE)*, 2020, pp. 312-315. <https://doi.org/10.1109/ICISCAE51034.2020.9236811>

AUTHORS PROFILE



Jeevan Chandra C  Holds a Master of Technology in Computer Network Engineering from RV College of Engineering. He has also completed his Bachelor of Engineering in Information Science and gained experience as an R&D intern at ABB, Bengaluru, India. His research interests include cybersecurity, embedded systems, cyber-physical systems, and threat analysis. He received the Best Research Paper award for his paper, "Global Image Identifier," at the 6th International Conference on Advances in Computer & Communication Engineering (ACCE-2022), held at Vemana Institute of Technology on 12th & 13th August 2022.



Dr. Sandhya Sampangiramaiah is an assistant professor (senior scale) in the Department of Computer Science and Engineering at RV College of Engineering. Her research interests include networking, genetic algorithms and optimisation, security, deep learning, and high-performance computing. She has worked on consultancy projects funded by Cisco Pvt. Ltd., Citrix R&D India Pvt. Ltd., and Samsung Pvt. Ltd. She is working on a research project funded by the Government of Karnataka's K-Tech Centre of Excellence in Cybersecurity (CySecK). She has published over 25 papers in both international journals and conferences. She serves as an editorial board member for open-access, peer-reviewed international journals and as a reviewer for several IEEE international conferences and Scopus journals. She has served as an advisory and technical program committee member and has chaired sessions for several IEEE international conferences. She has been awarded a Certificate of Excellence for completing a project with Samsung PRISM from January 2021 to February 2022.





Bhaskar Reddy N is the R&D Principal Engineer and Chapter Leader for Power Protection at ELSP, ABB, Bengaluru. He holds a Master of Science (Technology) in Engineering Physics and Electronics from the National Institute of Technology, Warangal, India. His research focuses on embedded electronics for power distribution

systems, including UPS, Static Transfer Switches, PDUs, Energy Metering, and Power Quality Monitoring. He has led the development of several key innovations, including hardware and software platforms for Static Transfer Switches (200A to 4000A, 208V to 600V) and the PowerView platform for ABB's PDUs, RPPs, and Panel Boards, which supports ANSI C12 Class 0.5 metering. He has contributed to numerous projects, including modular UPS systems and Linux-based HMI platforms for power protection products. He holds several patents, including a Multipoint Control Device for electrical control systems and Wireless Sensors powered by Thermal Energy Harvesting. His contributions have significantly impacted power distribution technology in data centres.

Disclaimer/Publisher's Note: The statements, opinions and data contained in all publications are solely those of the individual author(s) and contributor(s) and not of the Blue Eyes Intelligence Engineering and Sciences Publication (BEIESP)/ journal and/or the editor(s). The Blue Eyes Intelligence Engineering and Sciences Publication (BEIESP) and/or the editor(s) disclaim responsibility for any injury to people or property resulting from any ideas, methods, instructions or products referred to in the content.