


Development of Software Defined Radio Algorithm using Mimo OFDM for Short Range Communication

Vankayalapati Nagaraju, T.Jaya, Arun Raaza



ABSTRACT In the recent past, the software defined radio (SDR) using Multiple-Input-Multiple-Output Orthogonal Frequency Division Multiplex (OFDM) is implemented to improve the data rate and channel estimation with high spectrum and maximum throughput for short range communication. The short range of communication is established to communicate the data between different nodes placed in the appropriate position using localization technique using SDR MIMO OFDM. The 256-M Array Quadrature Amplitude Modulation (256 M-Ary Quadrature Amplitude Modulation) is applied to SDR MIMO OFDM to reduce Modulation Error Rate (MER) for efficient transmission of data through SDR. The high data rate is achieved by applying the beam-forming equalization technique by applying beam-forming between transmitter and receiver of SDR. The Zero-forcing-beam-forming (ZFBB) equalizer is used in frequency domain to correlate transmitter and receiver to improve the spectrum efficiency better. The synchronization error is reduced in the transceiver of SDR by reducing Carrier Frequency Offset (CFO) mismatch and Sampling Time Offset (STO). The simulation results have proved that the proposed algorithm have better performance in data rate improvement with elimination of CFO mismatch problem to improve the spectrum efficiency and higher range of channel estimation.

Keywords: SDR, short range communication, MIMO OFDM, ZFBF, CFO and SFO

I. INTRODUCTION

The Software Define Radio (SDR) is the wireless communication technology applied for various requirements for transmitting the data through the wireless channel. The SDR is flexible and reliable for wireless communication with high data rate and spectral efficiency.

A main inspiration at the wireless communications system is that the speedy fast of communications standards, creating SDR upgrades of base stations plenty of opportunities of technologies than the valuable replacement of base stations. Common for every the environment sector and conjointly the home appliance with smart systems, is that SDR reveal a selection of prospects by making existing varieties of radio wireless communication applications easier to implement, and by allowing new varieties of applications. Particularly the computing capability and conjointly the pliability of the SDR also are exploited to develop Physical Cognitive Radios (CR), context-sensitive and reconciling units which will in

addition learn from their improved version of technologies [1]. The SDR has high potential of the structure named reconfigurable reflect array (RA) with versatile reconfigurable pattern with high frequency of polarization. The high performance beam-forming system is implemented on reconfiguration RF provides the advantages such as, the conventional phase arrays are loss communication system and high cost with more complexes to implement. The RA SDR is los complex design and low cost to implement. With respect to parabolic reflection, RA SDR is low cost and weight for wireless communication [2].

Wireless people and technicians are turning their attention to hardware or software reconfiguration, cause that quick attention have be felt at intervals the SDR transmitter. Every trade and domain be paying a increasing notice to new rising wireless transmitter architectures, from that we have a tendency to tend to choose the polar topology, derived from the envelope elimination and restoration (EER), or designer technique [3]. The Rhino is used as a tool that included the software and hardware for design and development of SDR for wireless communication. The system prove that Rhino is be applied for speedy measurement with device hardware implementation, with lowest changes to the core of Rhino methodology integrated with hardware and software tool , Rhino system became measuring device. The addict in a position to state acquired telephone system configurations through wireless communication system. The measuring device addict is therefore mostly screen at complicated HDL cryptography. The hardware provides interfaces, providing permission to a large varies of analog to digital conversion and digital to analog conversion process. It conjointly ropes the temporal order commonplace of IEEE networks, accessing various systems to be synchronous through Local Area Network [4]. SDR could be a broadcasting that will tune to some waveband that hardware used for implement totally intonation along with reception scheme along with dissimilar gesture varieties along with standard within the equal device using exploitation hardware's reconfigurable along with authoritative soft-ware. The SDR gives a close investigation with SDR primarily related with radio receiver that will enforce through exploitation software defined radio systems. The devices with sorts may be enforced exploitation SDR measure solely radio properties, sender and a Transceiver which give perform used for each bringer and recipient [5]. The RF transceivers architectures are integrated to implement SDR. But, within the wireless system, restrictions are compulsory due to the quality measure.

Near to the ground power and intensely sophisticated circuit be claim as a result of the telecommunication standards.

Manuscript published on 30 August 2019.

*Correspondence Author(s)

Vankayalapati Nagaraju, Research Scholar, Department of ECE, VISTAS, India

Dr. T.Jaya, Assistant Professor, Department of ECE, VISTAS, India

Dr. Arun Raaza, Director, CARD, Department of ECE, VISTAS, India

© The Authors. Published by Blue Eyes Intelligence Engineering and Sciences Publication (BEIESP). This is an [open access](https://creativecommons.org/licenses/by-nc-nd/4.0/) article under the CC-BY-NC-ND license <http://creativecommons.org/licenses/by-nc-nd/4.0/>

Established architectures are not any loads of secure to face this goal. Latest systems are expected, and conjointly the conception of SDR may well be authentic step the roadmap to improvement of Software defined radio [6]. At runtime sophisticated Software defined radio systems have to settle in change in mission requirements, to ecological situation and to entirely different unexpected runtime thing. Model primarily based approaches are well-suited to support self-adaptation at runtime if applications are deploy under an appropriate implementation structure. Innovative what is more as reward application is also wrapped in a very non-intrusive manner to feature the potential near estimate exterior condition and show relation to growth in the direction of mission goals, and to activate self-reconfiguration supported model primarily based on reasoning [7]. The advanced emerging technology is squat vary communication using OFDM based SDR. The Near Field Communication (NFC) is an important wireless communication system for fast and efficiency communication of data from transmitter to receiver using OFDM. The NFC is applied in Software defined radio system for short range communication, a a final stage of fast magnitude decaying between transmitter antenna and receiver antenna establish the distinctive communication with more advanced technology [8]. The short-range communication (SRC) is intended to support a spread of applications supported by wireless communication. The SRC is in active development in all developing and developed countries. The goal of the SRC is to bring the content of the most important standards that support practical SRC. The first motivation for deploying SRC is to change collision control applications. These applications rely on frequent information exchanges among vehicles, and between vehicles and edge infrastructure [9]. A lot of MIMO-OFDM channel estimation theme supported spatial and temporal correlations of wireless MIMO channels is projected to time varying impulsive path delays. First, the projected theme can do super-resolution estimates of time varying impulsive path delays that is a lot of appropriate for communication medium in wireless technology.

Next, to the model of the transmission and reception antenna system compared to the long distance signal transmission in typical OFDM MIMO antenna configuration , channel impulse responses (CIRs) of mixed to the transmission and reception antenna systems to reduce the path loss and path delay [10].

II. RELATED WORKS

This section discusses about the different approaches on software defined radio communication technology. Yuan Liu, *et al.* [1] have presented about simultaneous wireless information and power transfer (SWIPT) in multi-relay motor-assisted two-hop relay system, wherever multiple relay nodes at the same time assist the transmission from supply to destination based on the construct of distributed reference. The entire relay provides the power splitting and ripping protocol to integrate the signal at the receiver with energy efficient information in a secured manner. The power ratio problems at the relay side are used in the forward and decode manner and amplify and forward manner of protocol application. Every relay applies control rip protocol to organize the conventional signal power for info and energy crop. The advance issues of power ratios at the relays are

developed for every decode-and-forward (DF) and amplify-and-forward relay protocol. The economical algorithms are projected to search out the optimum solutions. Suzhi Bi and Rui Zhang *et al.* [2] have presented the applications of wireless authority convey technology to wireless communication method can make easy build a wireless battery-powered communication set-up with a great access of dependable with property authority give compare toward the high quality battery-powered set of connections. So far, as a result of basic differences within wireless technologies plus power distribution, typical battery-powered wireless communication technology features are got en route for be created to be regenerated for functions of WPCNs. The authors are inclined to verify the location development of power and information admission points in WPCNs, where the wireless devices (WDs) gather the frequency energy transmission with dedicated energy nodes (ENs) inside the network downlink, and use the harvested energy to transmit info to knowledge access points (APs) inside the transmission. Specifically, it tends to first learn the minimum-cost position draw back once the ENs and APs unit of measurement on a personal basis settled, wherever associate alternating improvement technique is planned to conjointly optimize the locations of ENs and APs. Xuewen Qian and Honggui Deng *et al.* [13] have presented the joint synchronization of OFDM wireless communication with channel estimation with simple technological transceiver. The development of clipped OFDM, a combined organization in addition to direct evaluation algorithm start projected. The prelude employed during the theme relies scheduled nil correlation system combine along with impulse link connection. This goods will allow the outcome of organization method be the approximately calculable channel instant response, therefore simplify channel frequency response creation. Furthermore, a transceiver with small complexness is projected. Wei Guo, Weile Zhang, Pengcheng Mu and Feifei Gao *et al.* [14] have presented a new receiver design for high-mobility OFDM downlink transmission with a large-scale projection range. The downlink signals experience the tough quick time-varying propagation channel. The time-varying channel from the multiple carrier frequency offsets (CFOs) thanks to the transceiver oscillator frequency offset (OFO) and multiple Doppler shifts. Let the received signal initial tolerate a thoroughly planned beam-forming arrangement, which may divide several CFOs among the time area by needed type of collect antennas. A mutual assessment methodology for the shift also the OFO is a lot of urbanized. After that the standard single-CFO reparation and channel inference methodology are usually administrated for each beam-forming technique. The receiver system avoids the tough time-varying channel estimation that differs from the standard ways. Daniel F. Macedo, Dorgival Guedes *et al.* [15] have presented the software program network for Software defined radio system in support of wireless communication establishment. The union of those superjacent and matching technologies will enlarge the number of programmability on the wireless network and support totally diverse inventive applications.

The foremost recent research initiatives on programmable networks for SDR wireless communication. We have a tendency to characterize programmable networks, wherever programmable devices execute specific code, as well as also the network is separated into 3 planes: data, control, and management planes. We have a tendency to discuss the fashionable programmable network architectures, accentuation their analysis issues, and, once potential, show up their sensible executions. Raquel G. Machado *et al.* [16] have presented the bridging system between analog and digital communication using software defined radio organization. The evolution of software-defined radio expertise and show however it is currently at the forefront of various advances among the wireless sector facilitates latest application thought of undoable merely a decade. particularly, the author focus on Software defined radio from a discrete-time sampling perspective and discusses the efforts to measure presently mortal pursue so as toward additional connection the gap linking these discrete-time samples, the hardware use to create this data from continuous-time with-the-wireless signal waveforms, and software system along with digital judgment method these sample keen on digital information through baseband giving out. Known depth of Software defined radio technology diagonally a growing range of application, such as nationwide protection, public security, coupled vehicles, edification, and research project and development activities, it is highly important that the wireless communication understands the options, advantages, and limitations of this technology. Jason Bonior and Zhen Hu *et al.* [17] have presented the demonstration of SDR based wireless communication devices known as Universal Software Radio Peripheral (USRP). This experimental temporary follows our vision and previous theoretical study of wireless pictorial representation that mixes wireless communication and RF pictorial representation to produce a unique approach to remote sensing. Automatic knowledge acquisition is performed inside RF region. Samer Jaloudi *et al.*[18] has presented innovative audio beater thought that perform dissimilar code and hardware technology next to form an expert resolution that satisfy the requirements of mutual audio conferencing. Mainly strategies involve assembling signals from many audio sources to handle, process, and route to different audio sinks. Signal sources embrace, however do not seem toward be restricted to, wired along with wireless microphones, recording plus digital video disc players, desktop computers and laptops, tapes, television sets, sound console and boards, USB flash drive, and musical instruments. Though, the signals to be prohibited embrace level, gain, and panning. Leveling associate degree model of audio process that cut otherwise boosts bound frequencies to terminate noise and reduce feedback. Audio sink embrace play, monitors, record and have auxiliary-related outputs for different devices as another stage of audio process. Nikos Fasarakis-Hilliard and Panos N *et al.* [19] have presented the radio sensor channel coding and coherent detection for wireless communication using SDR. In spite of the existence of different unfamiliar channel links because of bistatics procedure (i.e., carrier electrode and recipient are dislocate), additionally as many strange fling radio-related parameters, and this effort offers a completely unique coherent receiver of frequency-shift keying modulation in favor of the bistatic procedure scatter radio channels. Moreover, among the target for vary maximization; definite petite block-length cyclic channel

codes are used. The planned move toward needs least encoding quality, idyllic for resource-constrained, ultra-low control, low-bit rate distribute radio tags, adheres to straightforward of low-complexity decipherment at the receiver and achieves high-order signal diversity. Analysis is followed in experimental validation with a trade goods SDR reader and a custom scatter radio tag; tag-to reader ranges up to a 150 meters are covered with as very little as 20 mw unit transmission power, increasing sensing ranges by approximately ten further meters, compared to progressive bistatic scatter radio receivers. Muhammad Sohaib, Haq Nawaz *et al.* [20] have presented a novel low complexness full-duplex broadcasting communication, that exploits one patch antenna without any duplexer or circulator for inactive containment of self intrusion, and a computationally economical method for linear digital termination. The projected full-duplex style is experienced for IEEE 802.11g wireless commonplace, on the WARP package defined radio completion platform.

III. PROPOSED ALGORITHM USING 256 M-ARY QAM FOR SOFTWARE DEFINED RADIO (SDR) MULTIPLE INPUT MULTIPLE OUTPUT ORTHOGONAL FREQUENCY DIVISION MULTIPLE (MIMO OFDM)

The Software Defined Radio is implemented using OFDM technique with modu 256 quartrature amblitude Modulation with reduced bit error rate to improve the channel estimation for short range communication. The Efficient transmission of data is carried out to perform the efficiency and accuracy of the SDR. The zero-forcing beam-forming equalizer is carried out to perform the synchronization between transmitter and receiver of software defined radio system.

3.1 SDR using OFDM

The Software Defined Radio advance helps back the time, attempt and charge in implementing a wireless communication system. The foremost arrange in Software defined radio is to indicate radio hardware problems into software package problems. Nearly all signal process techniques in wireless systems therefore are often performed through software package. This feature of Software defined radio offers higher litheness for analysis and expansion in wireless communication as results of varied newly-advanced methods are often implemented and confirmed with an identical hardware. Hardware devices are wide adopted within the applications of digital signal processing (DSP) and wireless data communication. They are usually similar character for the evolving technology of SDR because of their re-configurability and programmability.

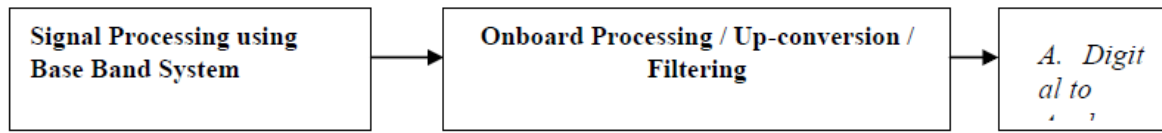


Figure 1: Architecture of SDR using Personal Computer Control System

The figure 1 shows that the architecture of SDR using personal computer control system. The baseband signal is processed as a result of the signal processing using DSP architecture. The input signal is encoded and modulated using high frequency carrier signal to transmit the data from transmitter to the receiver. The data is digitized with signal processing principle. The up-conversion is carried out to further processing and do filtering. The filtered data is converted from digital to analog to communicate to the receiver of SDR.

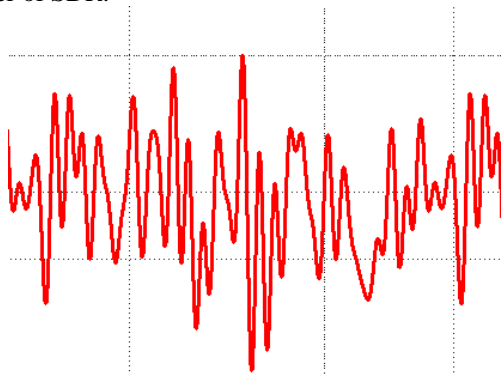


Figure 2: Signal generated using symbol mapping of OFDM for SDR

In OFDM, the total accessible knowledge is divided into N non-overlapping frequency sub-channels. Each sub-channel is modulate by a part of image flow and so the N sub-channels are frequency multiplexed. To prevent spectral overlap of sub-carriers reduces eliminates Inter-channel Interference, this finally ends up ineffective use of spectrum. The guard bands occur any side of each sub-channel may well be a waste of precious system of measurement. To beat the matter of knowledge live, it'll instead use N overlapping (but orthogonal) subcarriers, every carrying a system of measurement of 1/T and spaced 1/T apart. As results of the frequency spacing choice, the sub-carriers are all accurately orthogonal for each various. This allows the right reception of the information streams whereas not the necessity of non-overlapping spectra. In our own approach of specifying the sub-carrier orthogonal condition is to want that each sub-carrier have unerringly vary variety of cycles at s interval T. It is frequently shown that the modulation of those orthogonal sub-carriers is often diagrammatic Inverse Fourier Transform (IFFT). Or else, one may use a DFT process followed by low-pass filtering to get the orthogonal frequency division multiplexing signal. The FFT is orthogonal in its scenario, making the signal frequency coefficients. The dot product of the equation is 0 for orthogonality, and then the two functions dot product is the integration of its product.

Regarding as two functions $f = a * \sin(Ok)$ and $h = b * \sin(Pk)$. Here O and P are different positive integers.

$$f \times g = a * \sin(O) \times b * \sin(P) = \frac{1}{2} [a * \cos(O - P)x - b * \cos(O + P)x] \quad (1)$$

The integration varies from 0 to 2pi.

Here we can above to prove that the orthogonality of signal transmission,

$$a * \cos(Ok) \times a * \cos(Pk) = \frac{1}{2} [a * \cos(O - P)x + a * \cos(O + P)x] \quad (2)$$

$$a * \sin(Ok) \times a * \cos(Pk) = \frac{1}{2} [a * \sin(O + P)x + \sin(O - P)x] \quad (3)$$

) For the discrete integers, O and K with $\sin(O * k)$ and $\cos(P * k)$ are the orthogonal behaviors. The orthogonal principle will permit the signal transmission simultaneously. The criteria are useful for MIMO OFDM transmission for SDR application. The equation (1) implies the orthogonality of SDR signal transmission for short range communication. The equations (2) and (3) are used to bring the orthogonality during the transmission of signal.

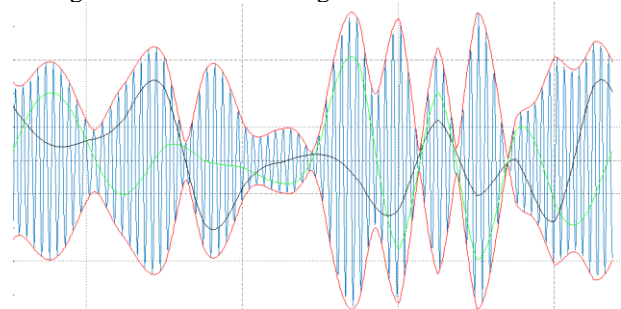


Figure 3: The OFDM modulation for transmitting the signal for SDR

1.2 OFDM system Design for SDR

The figure 3 shows that the OFDM modulation for transmitting the signal for SDR for effective transmission with guard bit interval to avoid interferences. The task of pulse forming and modulation may be performed by (IDFT) which may be efficiently done by IFFT. As within the receiver, the orthogonality has a tendency of the transform to inverse this operation. By totaling a guard interval among Orthogonal frequency division multiplexing symbols and create the guard period superior than the predictable multipath delay in channel, the interference such as Inter symbol Interface may be rectified fully, that could be a main disadvantage in wireless SDR transmission over multipath noisy channels. However, adding a guard bit interval additionally implies that this will increase the ability reduces the information measure bandwidth.

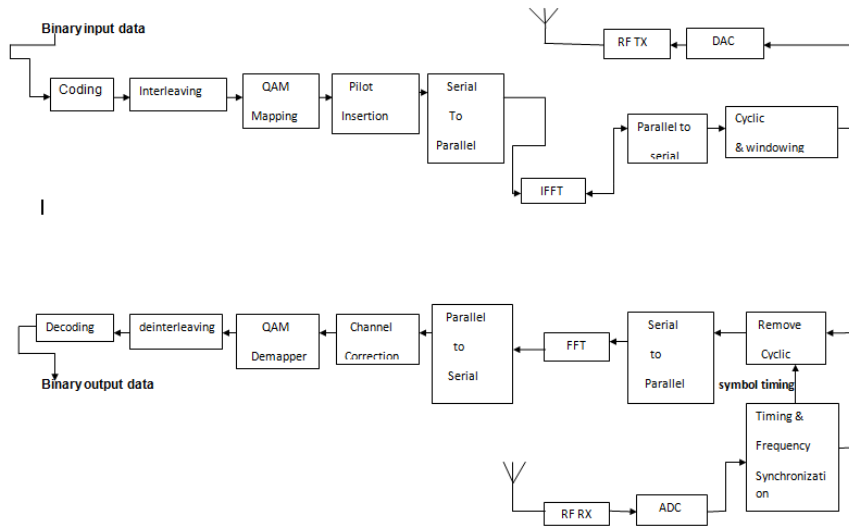


Figure 4: SDR OFDM Implementation using IFFT

The figure 4 shows that the implementation of transmitter and receiver for SDR supported OFDM with 256 QAM mapping with IFFT. One amongst the foremost helpful criteria of SDR OFDM is its value beside the multi-path delay unfold usually encounter inside wireless statement channels of SDR. The decrease of the symbol pace by N times, finally ends up in an exceedingly comparative drop of the relative multi-path delay unfold, comparative to the time. To completely remove level the ISI that results, a guard moment is introduced pro each SDR Orthogonal frequency division multiplexing mapping of image. The guard time have selected to be larger than the expected delay, given multi-path components starting of one symbol mapping cannot hold up with succeeding image mapping of SDR principle. The guard time is gone empty, this could cause inter-carrier interference, while the carriers don't seem to be to any extent further orthogonal to each different. To avoid such an error between sub-carriers, the SDR Orthogonal frequency division multiplexing symbol is cyclically extended at intervals the guard time. This ensures that the belated replicas of the SDR OFDM symbols frequently contain integer of cycles at intervals the FFT interval as long as a result of the multi-path delay could be a smaller quantity compared to guard time. The Fast Fourier Transform for SDR OFDM is able to write as,

$$A^* aX[io] = \sum_{i=0}^M A^* X[mo] * e^{-j\frac{2\pi}{M}kn} \quad (4)$$

The Inverse Fast Fourier Transform can be written as,

$$A^* x[I * o] = \frac{1}{M} \sum_{k=0}^M X[k] e^{j\frac{2\pi}{N}kn} \quad (5)$$

IV. IMPLEMENTATION OF ZERO-FORCING BEAM-FORMING FOR SDR MIMO ANTENNA DISTRIBUTION

For SDR MIMO system implementation, numbers of source nodes are 3, number of relay nodes are 2 and number of destination nodes are 2 are selected. A class of linear

architectures initiated by ZFBF has emerged as various for leveling quality and performance for SDR implementation for short range communication. The design is enforced development typical encoder; turbo code is an example and linear BF whose weights are compute amid data of the channel section and amplitude next to the transmitter. Pro the only case of first entertain antennas (number of antenna, N = 1), various beams at the same time transmit, every to one user. Every ray is biased in order that zeros are directed within the direction of the next multiple user; so the users expertise no obstruction of inter-beam of antenna selection. Zero forcing for number of antennas, N = 1 exhibit best production asymptotically as K improves while not certain, and it provides a big fraction of capability for an outsized vary of finite K. We are implementing the design ZFBF for SDR MIMO wherever the mobile base station (BS) transmits single or a lot of time domain spatially distribution of data streams to at least one or multiple users. It needs wireless channel information state of every multiple user SDR-OFDM-MIMO wireless channel. It is a simplification of the OFDM-MIMO method called closed-loop OFDM-MIMO wherever data transmission happens over a multiple user eigen-modes. For OFDM-MIMO, since the transmitter is responsible of the SDR MIMO-OFDM channel, it will estimate its singular-value decomposition (SVD) and kind an antenna beam-forming in support of Eigen-mode based on the perfect data decomposition matrix of the SVD. The receiver additionally is responsible of the channel, estimates the SVD, and utilizes the unused decomposition matrix for its data receiver. The power allocation of the eigen-modes is performed at the transmitter based scheduled the modified water-filling algorithm. As a result of the eigen-modes are transmitted and expected with disintegration matrices, they're communally orthogonal. However, it highly efficient since it is not restricted to serve one user at a time. The SDR OFDM-MIMO terminates the barrier flanked by single-user and multiuser SDR OFDM-MIMO methodologies as a result of it dynamically carry out on every information transmission what percentage users to give the information.

It may transmit several streams to one user, one stream to multiple users, or many streams to multiple users with different criteria. As a result of the channels of all users are unspecified to be unknown at the transmitter, the eigen-modes beam-formed to totally various users for weighted employing a zero-forcing criterion in order that they are reciprocally orthogonal. In addition, a given user receives without any intrusion from any eigen-modes intended for various users. The eigen-modes amongst multi-users are reciprocally orthogonal to zero-forcing; but, eigen-modes for a given user are reciprocally orthogonal to SVD. In general, the quantity of orthogonal beams that may be shaped is not any over the quantity of transmit antennas M . On the opposite offer, mainly quantity of Eigen-modes per addict is not any over minima (M, N) . These limits are used for a given band; thus for the final SDR OFDM case with F bands (resource blocks), these limits become FM and $\min(FM, FN)$, respectively. The zero-forcing result applies on condition that the channels are time variable. In apply, there'll be residual interference, but extra sturdy techniques could also be urbanized that description for match of channel. Channel estimate at the BS could also be obtain through the transmission opinion in SDR OFDM-MIMO system or determinable openly in SDR OFDM-MIMO systems. As a results of incorporating in the middle of users' Eigen-modes therefore on attain null-forcing, a user's SDR MIMO recipient could also be perform not alone of its SDR MIMO channel, but of others to boot. So additional overhead signals are require to conveying the receiver coefficients. The results all over this part offer smart channel estimation while not synchronization error between SDR MIMO antennas for brief vary communication.

4.1 Carrier Frequency Offset's effective (CFO) in SDR Orthogonal Frequency Division Multiplexing Transmission

Mostly implementation of SDR supported OFDM, OFDM has many advantages; it's accepted that it's reliable to carrier frequency offset (CFO), that ends on or after the Doppler shift (DS) or the mismatch between the transmitters and additionally recipient thanks to frequency vary. The delivery service frequency compensate attenuates the desired signal and introduces the Inter Carrier Interference. Thus, the SNR reduces additionally the performance of SDR OFDM system are degraded. To improve the poor results of the carrier frequency offset, varied ways of correcting it is developed. Because these synchronization ways make not remove the frequency counteract entirely, the organization requirements should be dogged. To hold out the synchronization between transmitter and receiver, the results of the hauler frequency offset on the SNR should be quantified for the wise OFDM system.

4.2 QAM Modulation for data transmission and detection for CFO correction

The compassion of OFDM systems to frequency offsetcompare among one carrier systems may be a foremost drawback. In universal, rate of recurrence offset is outlined because distinction linking the nominal frequency and actual output frequency. Many transmitted signals are analog or incessant in time domain in temperament; some signals are often to their digital or isolated kind so as toward enhance the blast struggle. Accordingly several diffusion systems create of exercise digital modulation techniques. Quatrature Amplitude Modulation is single among few techniques; it utilizes the arithmetic assets that participation signals are

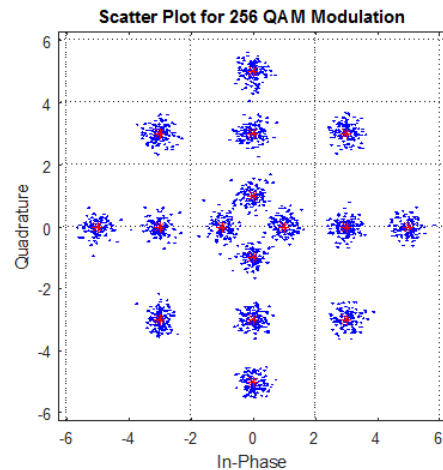
separated and accepted on completely dissimilar parts of one frequency transporter, and at the recipient they're determined with success keen on input. It is additionally providing for top rate act. The various QAM modulation schemes unremarkably used are, e.g., 4-QAM (QPSK), 8-QAM, 16-QAM, 32-QAM and 64-QAM, 128 QAM, 256 QAM with grey coding within the constellation map. The 256 QAM mapping is the superior modulation technique for SDR MIMO implementation of OFDM with CFO correction by providing the synchronization between transmitter and receiver by symbol mapping and de-mapping at transmitter and receiver respectively. In SDR Orthogonal Frequency Division Multiplexing, the hesitation in hauler frequency that provided near a distinction in the frequencies of the restricted oscillators within the bringer and recipient offers go up to a move within the frequency province. Then shift is additionally provides as occurrence balance that can be caused due to the DE within the canal. An indication from reception amid offset within the transporter frequency will grounds massive bit error rate and may mortify the routine of synchronization between transmitter and receiver. It is thus necessary to estimate the frequency offset and minimize/eliminate its impact.

The figure 5 shows that 256 QAM symbol mapping for SDR OFDM for communication and detection f signal. The figure 6 shows that the BER performance comparison between 16, 64 and 256 QAM mapping. From the figure 6 we illustrate 3 QAM mapping, 256 QAM provides low bit error rate for 35 dB of SNR.

At the SDR OFDM receiver end of wireless communication channel, the channel noise is denoted as $N_{noise}(N)$, the sampling signal is $S_{sample}(N)$ with CFO Δf_{req} can be represented as follows,

$$S_{sample}(N) = e^{j 2 \pi N f T_s} S_{signal}(N) + N_{noise}(N) \quad (6)$$

Where, $S_{signal}(N)$ is the signal to be communicated.



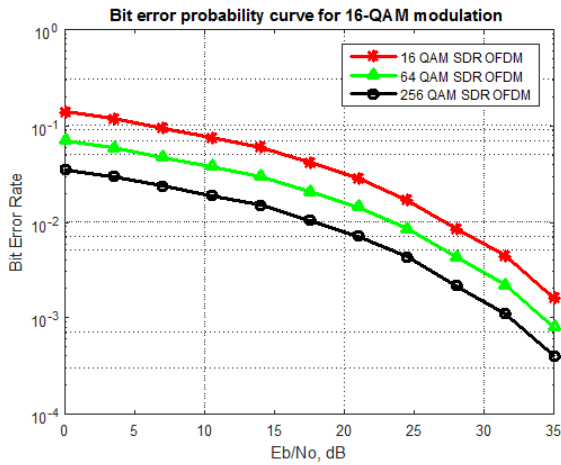


Figure 5 (a): 256 QAM Mapping constellation diagram, Figure 5 (b) BER performance comparison between 16, 64, 256 QAM mapping

Then, calculate the CFO in time domain; the two similar patterns are considered as training symbols. The angle of frequency offset is calculated from the phase difference in the system,

$$P(N) = \Delta \text{freq} N T_{\text{sample}} = (N/2 \pi) * \text{angle}(\text{Phase}) \quad (7)$$

Where P(N) is the estimated CFO for further it is normalized by Maximum Likelihood (ML) algorithm for CFO mismatch between transmitter and receiver. The sampling time offset is the frequency mismatch in the transmitter or the receiver. The CFO mismatch is corrected by 256 QAM mapping that implies the STO mismatch correction.

Table 1: Types of modulation comparison

[1] Types of Modulation	[2] BER	[3] SNR
[4] QAM, 16 Array	[5] 10^{-1}	[6] 25 dB
[7] QAM, 64 Array	[8] 10^{-2}	[9] 30 dB
[10] QAM, 256 Array	[11] 10^{-3}	[12] 35 dB

Table 1 illustrates that the different array of QAM symbol mapping has established to calculate the BER and SNR. The 256 QAM modulation symbol mapping provides the better BER performance by improving SNR to 35 dB. This criterion of 256 QAM symbol mapping at transmitter and symbol de-mapping at receiver eliminates the frequency mismatch between them.

V. RESULTS AND DISCUSSION

This section examines the efficiency and accuracy using different parameters of the proposed system of SDR MIMO OFDM for short range communication using ZFBF beam-forming and CFO correction with channel estimation.

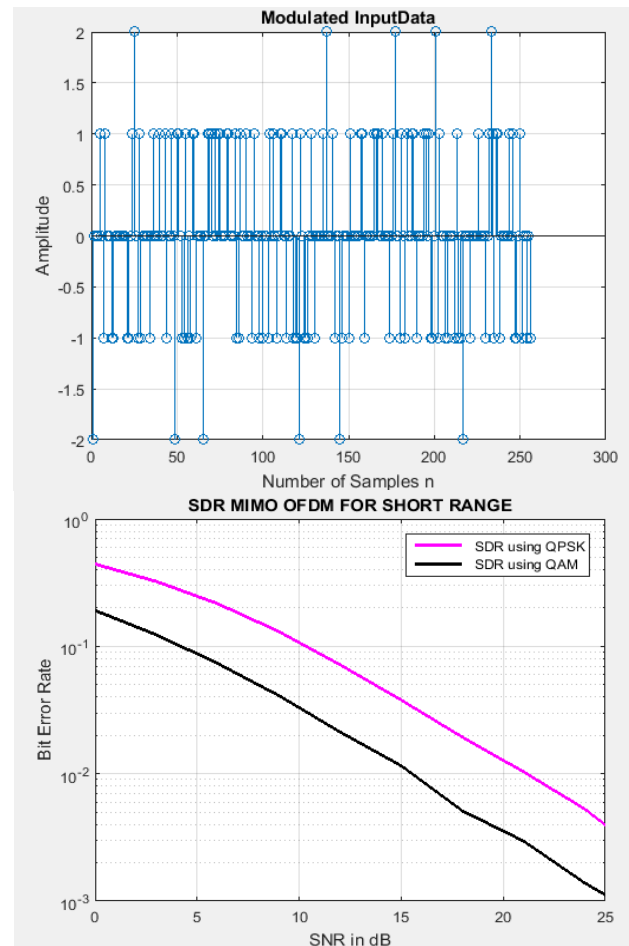


Figure 6(a) SDR OFDM MIMO Data modulation, (b) SDR MIMO OFDM

The figure 6 (a) shows that the signal transmission for short range communication through SDR using MIMO OFDM principle. The data is modulated using 256 QAM modulation symbol mapping. The figure 6 (b) shows that the comparison of QPSK and QAM modulation techniques. When compare to QPSK and QAM, the performance of QAM is better than QPSK for SDR MIMO OFDM short range communication. The figure 7 shows that the performance of SDR for MIMO implementation of 2x2 antenna. In the implementation setup, two antennas are provided at the SDR transmitter and 2 antennas are provided at the receiver end of the SDR for OFDM communication for short range communication. The short range communication with high spectral efficiency in terms of SNR is achieved as shown in the figure. To achieve the estimation of CFO with synchronized transmission and receiver criteria due to CFO mismatch, the 256 QAM is used to give the tight synchronization between transmitter and receiver. If the tight synchronization is made between transceiver, the CFO will become absent or that will be given exactly zero of frequency mismatch. The error and SNR are calculated as shown in figure 8. The figure 9 shows that the STO (Sampling Time Offset) or SFO (Sampling Frequency Offset) are calculated for different fading and time unstable channels such as AWGN, Reileigh and SDR channel. The SDR channelization provides less error due to short range communication and low noise density on the environment noise variation.

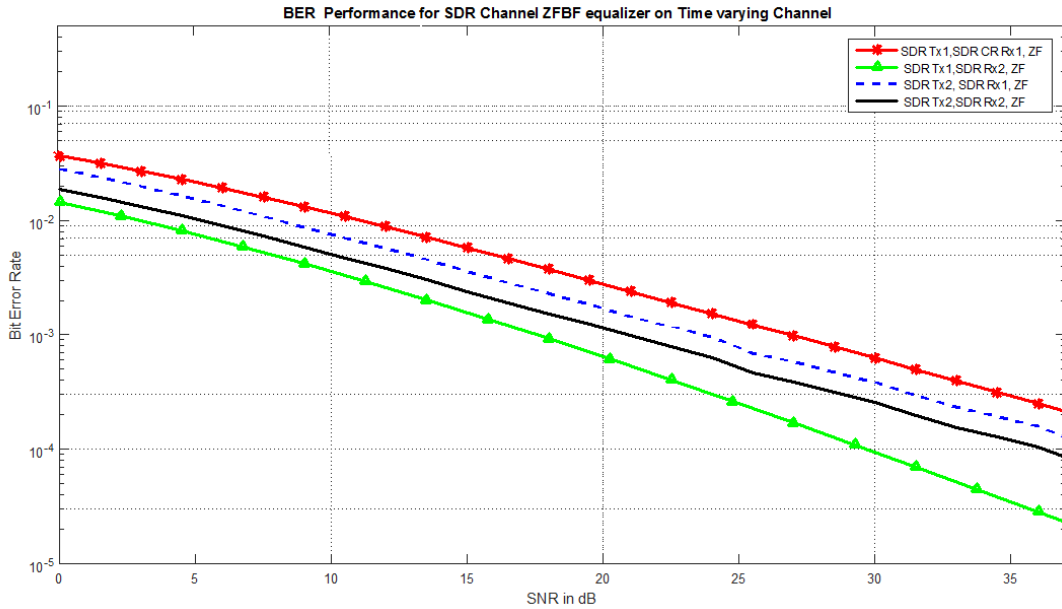


Figure 7: BER performance of SDR channel ZFBF equalizer on time varying channel

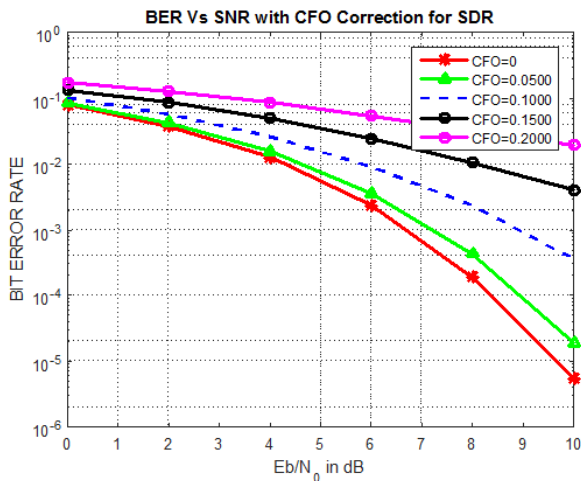


Figure 8: BER Vs SNR with CFO correction for SDR OFDM short range communication

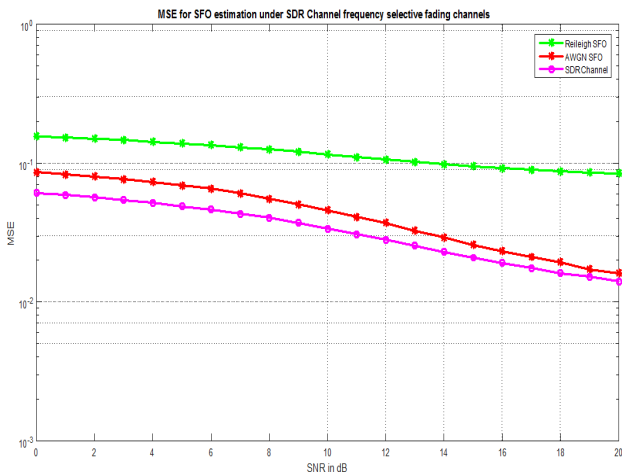


Figure 9: STO or SFO analysis under SDR for different fading channels

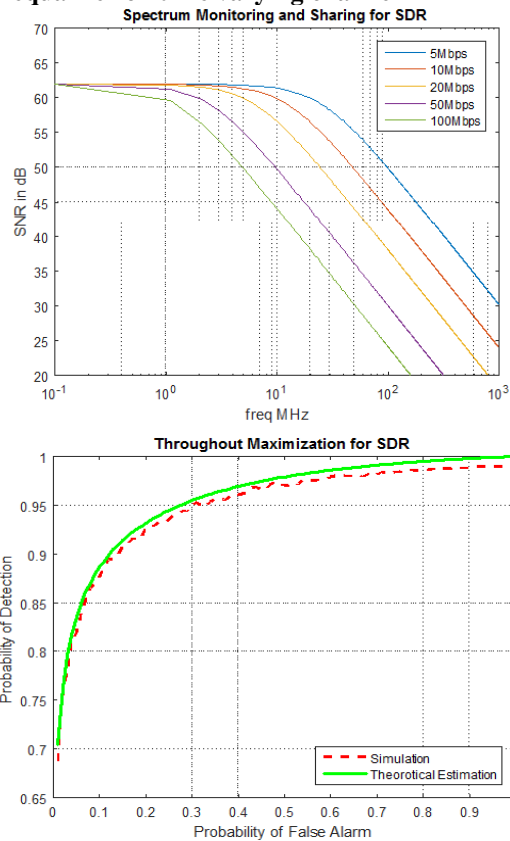


Figure 10 (a) Spectrum monitoring and sharing for SDR, (b) Throughput maximization for SDR

The figure 10 (a) shows the spectrum monitoring and sharing for SDR for short range of statement. The irregular range of bands within the radio-frequency spectrum prompt requires of any partition added to sub-bands in support of best band distribution. Software Defined Radio is needed to exertion scheduled a collection of “heterogeneous” channel to facilitate are scattered on widely-divided slices of the frequency spectrum by unusual bandwidths.

For some network, all nodes incorporate a pot of spectrum bands that will use. Due to the irregular temperament of spectrum bands, it's going to be essential to any carve awake each band into sub-bands (likely uneven) for spread and reaction. The figure 10 (b) shows the throughput maximization for SDR MIMO OFDM for short range communication for back-to-back dealings the general impact with SDR feed maximization. This throughput is calculated larger than the shortest trail between any 2 nodes. A rise in per-hop throughput do not essentially boost the nonstop throughput, as the per-hop step up could arrive back at longer path length, superior failure rate, etc., to channel noise variation. Likewise, we have to disregard any one-hop neighbors to shun some bias for throughput maximization for SDR short range communication.

Table 2: parameters setup for Measurement

[13] Bandwidth	[14] 1MHz
[15] frequency of carrier	[16] 2.45GHz
[17] length of CP	[18] 300 samples
[19] nodes Distances	[20] 75 cm/90 cm
[21] DFT length(N)	[22] 1200 samples
[23] I/Q data rate	[24] 1 MS/sec
[25] quantity of destination nodes	[26] 2
[27] amount of relay nodes	[28] 1
[29] numeral of source nodes	[30] 3
[31] Number of reference subcarriers	[32] 40 samples
[33] Number of bits used in one frame	[34] 2080 bits
[35] 4-QAM symbols AMOUNT	[36] 1040 samples
[37] sum amount of subcarriers of the one user data section	[38] 320 samples
[39] Zero padding length(N)	[40] 120 samples
[41] Total amount of source nodes	[42] 3
[43] Count of relay nodes	[44] 2
[45] digit of destination nodes	[46] 2

The table 2 shows the measurement setup of parameter to build SDR MIMO OFDM for short range communication to reach high spectrum and high data rate.

Table 3: Numerical analysis of SDR

[47] Parameters	[48] Value
[49] Bits per symbol	[50] BPSK=1,QPSK=2,QAM=256
[51] Carrier Modulation used	[52] BPSK,QPSK,256 QAM
[53] FFT size	[54] 512
[55] Number of subcarrier used	[56] 250
[57] Guard Time	[58] 10% of FFT size

The table 3 show that the numerical analysis of SDR for experimental process. The FFT size is chosen as 512 points. The number of carrier is 250 to build SDR OFDM.

Table 4: BER performance numerical analysis

Modulation	No of Carriers	BER							
		0dB	5dB	10dB	15dB	20dB	25dB	30dB	
QAM	250	3.412×10 ⁻¹	1.409×10 ⁻¹	1.166×10 ⁻²	2×10 ⁻⁵	0.000	0.000	0.000	0.000
BPSK	100	1.830×10 ⁻¹	2.535×10 ⁻²	5×10 ⁻⁸	0.000	0.000	0.000	0.000	0.000
QPSK	50	6.77×10 ⁻²	1.5×10 ⁻²	0.000	0.000	0.000	0.000	0.000	0.000

The table 4 show that the different modulation technique applied for SDR MIMO OFDM to reduce BER based on choosing number of subcarriers.

VI. CONCLUSION

The Software Defined Radio (SDR) is developed for short range communication using MIMO OFDM principle with 256 Ary Quatrature Amplitude Modulation. The experimental analysis have proved that the performance of proposed system has achieved high efficiency and accurate in terms of channel maximization. The synchronization mismatch is eliminated using beam-forming technique using zero-forcing beam-forming algorithm. The CFO mismatch is eliminated to provide the high data rate and spectrum sharing effectively. The short range communication can be established by using SDR to reach high data rate and SNR with low BER performance.

REFERENCES

1. Tore Ulversøy, "Software Defined Radio: Challenges and Opportunities", IEEE COMMUNICATIONS SURVEYS & TUTORIALS, VOL. 12, NO. 4, FOURTH QUARTER 2010.
2. Julien Perruisseau, "Versatile Reconfiguration of Radiation Patterns, Frequency and Polarization: a Discussion on the Potential of Controllable Reflectarrays for Software-defined and Cognitive Radio Systems", 978-1-4244-5753-3/10/\$26.00 ©2010 IEEE.
3. P. M. Cabral, L. Cabria, J. A. Garcia2, and J. C. Pedro, "Polar Transmitter Architecture Used in a Software Defined Radio Context", 978-1-4244-5753-3/10/\$26.00 ©2010 IEEE.
4. Michael Inggs, Gordon Inggs, Alan Langman and Simon Scott, "Growing Horns: Applying the Rhino Software Defined Radio System to Radar", 978-1-4244-8902-2/11/\$26.00 ©2011 IEEE.
5. Madhuram Mishra, Anjali Potnis, Prashant Dwivedy and Sunil Kumar Meena, "Software Defined Radio Based Receivers Using RTL - SDR: A Review", ISBN 978-1-5090-4760-4/17/\$31.00©2017 IEEE.
6. Francois Rivet, Yann Deval, Jean-Baptiste Begueret, Dominique Dallet, Philippe Cathelinand Didier Belot, "From Software-Defined to Software Radio: Analog Signal Processor Features", 978-1-4244-2699-7/09/\$25.00 ©2009 IEEE
7. Jayaram, K., Arun, C., & Sakthivel, B. Design Of Parallel Pipelined Feed Forward Architecture For Zero Frequency & Minimum Computation (Zmc) Algorithm Of Fft.
8. William C. Liu, Kevin M. McNeill, Michael Cook and Basil Krikeles, "ADVANCED MODEL-BASED SOFTWARE ENGINEERING TECHNOLOGIES FOR SOFTWARE
9. Jaggi, S. H. I. K. H. A., & Yadav, A. S. (2014). Distribution of ABO and Rh (D) Allele Frequency Among Four Endogamous Populations of Haryana. International Journal of Research in Applied, Natural and Social Sciences, 2(2), 77-80
10. DEFINED RADIO CONFIGURATION", The 2010 Military Communications Conference - Unclassified Program - Systems Perspectives Track.



11. Kui Ren, Qian Wang, Di Ma, And Xiaohua Jia, "Securing Emerging Short Range Wireless Communications: The State Of The Art", Ieee Wireless Communications • December 2014 1536-1284/14/\$25.00 © 2014 Ieee.
12. By John B. Kenney, "Dedicated Short-Range Communications (DSRC) Standards in the United States", Proceedings of the IEEE | Vol. 99, No. 7, July 2011, 0018-9219/\$26.00_2011 IEEE.
13. Zhen Gao, Linglong Dai, Zhaohua Lu and Chau Yuen, "Super-Resolution Sparse MIMO-OFDM Channel Estimation Based on Spatial and Temporal Correlations", IEEE COMMUNICATIONS LETTERS, VOL. 18, NO. 7, JULY 2014.
14. Yuan Liu, "Wireless Information and Power Transfer for Multi-Relay Assisted Cooperative Communication", IEEE 2015.
15. MATHIAS, A., SHEIKH, S. M., JEFFREY, A. M., & MASUPE, S. APIs to extract information from an existing web radio application. International Journal of Electronics and Communication, 2(3), 117-132.
16. Suzhi Bi and Rui Zhang, "Placement Optimization of power with Information entrée point in Wireless Powered Communication Networks", IEEE 2015.
17. Xuewen Qian and Honggui Deng, "Joint Synchronization and Channel Estimation of ACO-OFDM Systems With Simplified Transceiver", IEEE PHOTONICS TECHNOLOGY LETTERS, VOL. 30, NO. 4, FEBRUARY 15, 2018.
18. Wei Guo, Weile Zhang, Pengcheng Mu and Feifei Gao, "High-Mobility OFDM Downlink Transmission with Large-Scale Antenna Array", IEEE 2016.
19. Daniel F. Macedo, Dorgival Guedes, Luiz F. M. Vieira, Marcos A. M. "Programmable Networks—From Software-Defined Radio to Software-Defined Networking", IEEE COMMUNICATION SURVEYS & TUTORIALS, VOL. 17, NO. 2, SECOND QUARTER 2015.
20. By Raquel G. Machado and Alexander M. Wyglinski, "Software-Defined Radio: Bridging the Analog–Digital Divide", IEEE 2015.
21. Patil, M. A., & Jain, S. N. (2016). Wireless Patient Monitoring System & Its Performance Evaluation. International Journal of Robotics Research and Development (IJRRD), 6(2).
22. Jason Bonior, Zhen Hu, Terry N. Guo and Robert C. Qiu, "Software-Defined-Radio-Based Wireless Tomography: Experimental Demonstration and Verification", IEEE GEOSCIENCE AND REMOTE SENSING LETTERS, VOL. 12, NO. 1, JANUARY 2015.
23. Samer Jaloudi, "Software-Defined Radio for Modular Audio Mixers, "IEEE Consumer Electronics Magazine", October 2017.
24. Nikos Fasarakis-Hilliard, Panos N. Alevizos and Aggelos Bletsas, "Coherent Detection and Channel Coding for Bistatic Scatter Radio Sensor Networking", IEEE TRANSACTIONS ON COMMUNICATIONS, VOL. X, NO. Y, MONTH 2015.
26. Chakraborty, S., & Rahman, I. AN ESTIMATION TO SPEAKING FREQUENCY IN VIDEO STREAMING.
27. Muhammad Sohaib, Haq Nawaz, Kerem Ozsoy and Ozgur Gurbuz, "A Low Complexity Full-Duplex Radio Implementation with a Single Antenna", IEEE 2017.
28. Le Chung Tran, Duc Toan Nguyen, Farzad Safaei, and Peter James Vial, "An Experimental Study of OFDM in Software Defined Radio Systems Using GNU Platform and USRP2 Devices", IEEE 2014.
29. Vasava, V. M., & Prajapati, P. B. (2016). Design and Analysis of Wireless Welding Arm. International Journal of Mechanical and Production Engineering Research and Development, 6(4), 9-24.
30. Jungwon Lee, Hui-Ling Lou, Dimitris Toumpakaris and John M. Cioffi, "Effect of Carrier Frequency Offset on OFDM Systems for Multipath Fading Channels", IEEE Communications Society, 0-7803-8794-5/04/\$20.00 2004 IEEE.
31. Tao Liu1 and Hanzhang Li, "Carrier frequency offset estimation for OFDM systems with time-varying DC Offset", Liu and Li EURASIP Journal on Advances in Signal Processing, Springer 2012

His research interest includes Wireless Communication, Software Defined Radio.



Dr.T.Jaya received the B.E. degree in Electronics and Communication Engineering from the Anna University, Chennai, India, in 2008, M.E. in Electronics and Communication Engineering (Applied Electronics) in Sathyabama University and Ph.D in Electronics and Communication Engineering in Vels Institute of Science Technology & Advanced Studies (VISTAS). , Chennai.

Currently working as Asst. Professor in Dept of ECE, Vels Institute of Science Technology & Advanced Studies (VISTAS),Chennai.

Her research interest includes Wireless Communication, Mobile Ad hoc networks, and Sensor Networks Communication networks.



Dr. Arun Raaza did his schooling in SBOA, Coimbatore, B. Tech - Electronics and Communication Engineering in Dr. MGR University, Chennai, Master of Research in Photonics and Communication at Institute of Advanced Telecommunications, Swansea University, UK and Ph.D. in Communication Systems at VELS University, Chennai.

As a scientist he has contributed towards 6 Govt. of India projects (2 for Department of Atomic Energy, 2 for Department for Scientific and Industrial Research, 2 for Defence Research & Development Organization), several Industry funded projects, 30+ National patents, 2 International patents, 8 Transfer of Technologies and has presented 70+ research papers. He has travelled extensively to various countries across the globe for research works. He has won young Scientist Award at several national and International forums. He is currently working as Director/Centre for Advanced Research and Development (CARD), VELS University, Chennai, India CEO, ARCOMM Tech Solutions Pvt. Ltd and CEO, Centre for Applied Research and Studies (CARS), SBOA Educational Trust, Chennai, India. Dr Arun Raaza was instrumental in guiding 5 schools of SBOA to set up 5 Atal Tinkering Labs funded by Govt. of India. He is appointed as Mentor by Atal Innovation Mission, NITI Aayog, Govt. of India to guide and inculcate R&D skills to student community fostering innovations. He is appointed as Social ambassador of Indian Development Foundation (IDF) for his noble act of training 3000+ Govt. School Students on "Basics of Electronics" at free of cost. He also acts as advisor to many Institutions, Industries, Schools and Universities across globe.

AUTHORS PROFILE



Vankayalapati Nagaraju received the B.Tech degree in Electronics and Communication Engineering from the ASIFIA COLLEGE OF ENGINEERING affiliated to Jawaharlal Nehru Technological University, Hyderabad, Telangana, India in 2008.

M.Tech in VLSI from SATHYABAMA UNIVERSITY, CHENNAI, TAMIL NADU in 2010

Research Scholar in Electronics and Communication Engineering in VELS Institute of Science Technology & Advanced Studies (VISTAS), Chennai.

Retrieval Number: J10470881019/19©BEIESP

DOI: 10.35940/ijitee.J1047.0881019

Journal Website: www.ijitee.org

Published By:

Blue Eyes Intelligence Engineering

and Sciences Publication (BEIESP)

© Copyright: All rights reserved.

