

Experimental Investigation and Performance Characteristics of Fuel Efficiency and Emissions in Four Stroke Single Cylinder SI Engine using Water Methanol Injection

P. Vignesh, G. Mahesh and P. Manikandan

Abstract: Now a days there is an Increasing rate of pollution which cause the environmental as well as human hazards. Pollutions are mostly caused from two main areas one is from industrial areas and another one is automobiles. In recent technologies, researchers have found various alternative methods to reduce emission, we taken an initiative to introduce water with alcohol in precise measure to increase performance and reduction of emission in all standards of automobile. Reduction of exhaust emission is attained by adding a secondary fuel along with the SI engine primary fuel. Water and methanol mixture is a secondary fuel injected into the combustion chamber with the support of an injector. An inlet manifold is modified to fix the injector and the flow of H₂O (water) and CH₃OH (methanol) mixture and injection timing is controlled by electronic control unit (ECU). By the experimental investigation of this project, we had studied that the emission from the engine is reduced, the fuel consumption of the vehicle is decreases, and it has improve the inter-cooling capacity of engine and efficiency of the engine improved.

Keywords : Fuel efficiency; Emission; Four Stroke Single Cylinder; SI Engine; Water Methanol Injection.

I. INTRODUCTION

The objective is to provide a good combustion in a four-stroke SI engine with the help of anti-detonate injection and to reduce the major exhaust emissions [1]. Using additives is one of the acceptable choices among all available measures. Introduction of additives into the internal combustion engine represents the Best Available Technology (BAT) [2]. There is no chance for abnormal influence of exhaust gas emission through this system. A modified inlet manifold is used in the present investigation it helps to spray the additives in correct ratio; these will not be directly injected into the combustion chamber because it may affect the normal engine function [3]. As of late, the worry over the earth has prompted generous activity by the official and

authoritative parts of government both the state and bureaucratic level (USA) [4]. The wellspring of air contamination is predominantly autos, modern units and power plants. It is evaluated that 20% to 30% of air contamination emerges from vehicles outflows [6]. The real emanation from oil motors are particulate issue (PM), smoke and NOx. The NOx presentation to daylight discharge zone. This expansion the lung disease. Ozone likewise gets away to rustic regions where it decreases harvest yields. The present examination means to lessen the fumes discharge by utilizing water and methanol infusion [7-8].

II. EXPERIMENTAL INVESTIGATION

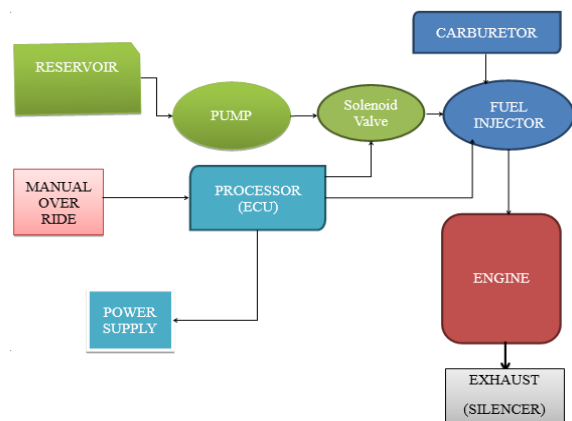


Fig.1. Block Diagram of Experimental Setup

Water Methanol Injection

The controlled water methanol is given to the fuel injector. The 12V pump is employed to suck the water from the water methanol fuel storage tank and is given to the fuel injector via solenoid valve [9]. The fuel injector and solenoid valve is controlled by means that of the manage unit. The gas fuel and air is provided from carburetor, which is already employed in SI engine. The 12v power deliver is given to the fuel injector via ECU. The solenoid valve is actuated as the fuel injector coil in this project. The injection timing of the fuel injector may change by using the ECU control Switch. Hence, the injection of water methanol in the engine reduces the engine temperature so that the water and methanol should not inject in idling of the engine. The injection of water methanol should be done when the engine rpm is high.

Manuscript published on 30 September 2019.

*Correspondence Author(s)

P. Vignesh, Assistant professor in the Department of Automobile Engineering, Sriram Engineering College, Chennai-602024, India. Email: vignesh_p15@yahoo.com; Mob: 8056715745

***G. Mahesh**, Assistant professor in the Department of Automobile Engineering, Sriram Engineering College, Chennai-602024, India. Email: maheshgopalan79@gmail.com; Mob: 9940357667

P. Manikandan, Department of Mechanical Engineering, Sri Sairam Engineering College, Chennai-600044. Email: manikandan.mech@sairam.edu.in; Mob: 9952370144

© The Authors. Published by Blue Eyes Intelligence Engineering and Sciences Publication (BEIESP). This is an [open access](http://creativecommons.org/licenses/by-nc-nd/4.0/) article under the CC-BY-NC-ND license <http://creativecommons.org/licenses/by-nc-nd/4.0/>

Experimental Investigation and Performance Characteristics of Fuel Efficiency and Emissions in Four Stroke Single Cylinder SI Engine Using Water Methanol Injection

ECU Board

We have used an ECU kit in our investigation to control the timing of the injector. The time gap is very important to mix the additives into the combustion chamber at a correct ratio and correct time interval. With the help of the ECU kit, the Methanol and Water mixture is sprayed at a correct interval into the combustion chamber with the pre-planned time interval.




Fig.2 ECU Board

Fuel Injector

Injector is used to inject the mixture of Methanol and water into combustion chamber along with fuel (petrol) [10]. The injector is placed in intake manifold of the engine from the carburetor. We have modified the manifold to fix the fuel injector.



Fig.3 Fuel Injector

Modified Intake Manifold

The below picture shows the modified intake manifold. Injector is placed in it, to inject the mixture of Methanol and Water into the combustion chamber along with the fuel. We have drilled the manifold using the 8mm drill bit to fix the injector and fixed the injector with the help of araldite [11].



Fig.4 Modified Intake Manifold

Table.1 Properties of Various Fuels

Types of fuels	Chemical Formula	Density	Freezing Point	Boiling Point	Auto Ignition Temperature	Flash and Fire Point	Viscosity
		g/cm ³	Celsius	Celsius	Celsius	Celsius	
Gasoline	C ₈ H ₁₈	0.708	-40°C to -50°C	Initial 35°C, Final 200°C	247°C-280°C	-43°C & -13°C to -23°C	0.88 @ 15°C, 0.71 @ 37°C
Diesel	C ₁₂ H ₂₃	0.832	undefined	Initial 180°C, Final 360°C	210°C	>52°C & undefined	2-6 @ 37°C, 1-3.9 @ 54°C
Water	H ₂ O	1	0°C	100°C	536°C	Undefined	1.13 @ 15°C, 0.55 @ 54°C
Methanol	CH ₃ OH	0.792	-97.6°C	64.7°C	470°C	11°C to 12°C & undefined	0.74 @ 15°C, 1.04 @ 0°C

Type of fuel	Chemical Formula	Density	Freezing Point	Boiling Point	Auto Ignition Temperature	Flash and Fire Point	Viscosity
Gasoline	C ₈ H ₁₈	0.708	-40°C to -50°C	Initial 35°C, Final 200°C	247°C-280°C	-43°C & -13°C to -23°C	0.88 @ 15°C, 0.71 @ 37°C
Diesel	C ₁₂ H ₂₃	0.832	undefined	Initial 180°C, Final 360°C	210°C	>52°C & undefined	2-6 @ 37°C, 1-3.9 @ 54°C
Water	H ₂ O	1	0°C	100°C	536°C	Undefined	1.13 @ 15°C, 0.55 @ 54°C
Methanol	CH ₃ OH	0.792	-97.6°C	64.7°C	470°C	11°C to 12°C & undefined	0.74 @ 15°C, 1.04 @ 0°C




Fig.5 Prototype- Experimental Setup

III. RESULTS AND DISCUSSIONS

The emission and total fuel consumption test are conducted under constant rpm of engine from 1000 rpm to 4000 rpm. The tabulations for various test are given below. The readings are taken with water methanol injection and typical carburetor system. The HC and CO emission test and total fuel consumption are conducted as mentioned above. Various graphs are also plotted and are shown later part of this chapter.

Table.2 RPM vs Fuel Consumption

RPM	Fuel Consumption(ml)	
1500	3	4.5
2000	5.4	7.2
2500	7	8.4
3000	8	10
3500	10.11	11.15



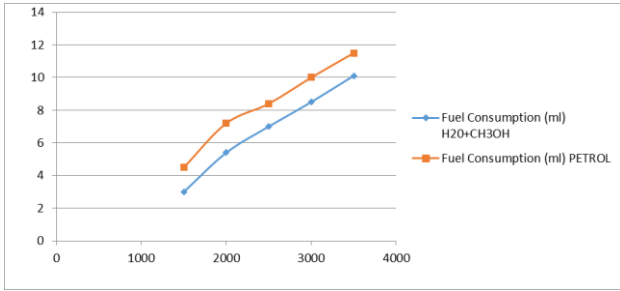


Fig.6 Graph-RPM vs Fuel Consumption

Table.3 Flash and fire point-Petrol and Water Methanol mixture

Fuel	Density	Auto ignition temperature	Flash point	Fire point
Gasoline	0.708	247 ^o to 280 ^o	-43 ^o C	-13 ^o to 23 ^o c
Water	1	536 ^o	Undefin ed	Undefin ed
Methanol	0.762	470 ^o	11 ^o c to 12 ^o c	Undefin ed

Table.4 Ash content test for petrol and water methanol mixture

Weight of the Testing Bowl (g)	Fuel	Weight of fuel (grams)	Weight of fuel after burning (g)	Weight of ash content (g)
21.10	Petrol (10ml)	6.3	0.04	0.03
21.10	Petrol + water methanol mixture (10ml)	7.18	0.02	0.01

Emission Test-Petrol (Before Modification)

Fig.7. Emission certificate-Petrol (before modification)

Emission Test- Petrol (After Modification Without Water Methanol Injection)

Fig.8. Emission Certificate – Petrol (after modification without water methanol injection)

Emission Test- After Modification (With H₂O + CH₃OH)

Fig.9 Emission Certificate - Petrol+Water+Methanol

HC Emission in SI Engine

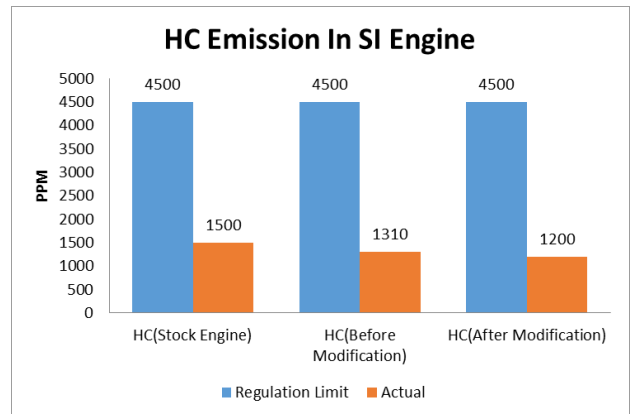


Fig.10. HC emission in SI engine

CO Emission in SI Engine

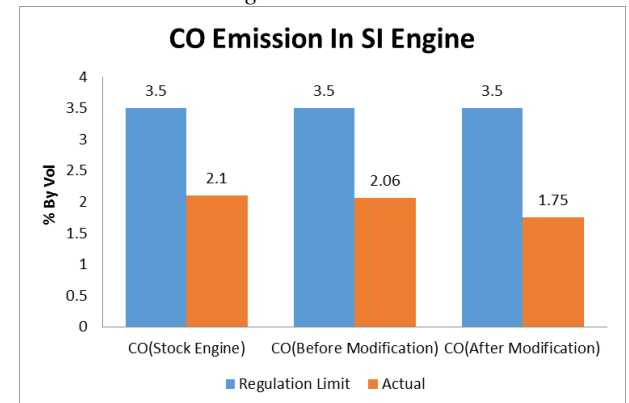


Fig.11. CO Emission in SI Engine

IV. CONCLUSION

The following conclusions are drawn from the investigation carried on the SI engine by injecting water and methanol mixture into the combustion chamber.

- Specific rate of HC and CO emission can be reduced.
- The performance of the engine may be increased by using this process.
- As methanol and water is an anti-detonant there is less possibilities of knocking.
- Fuel efficiency may also be increased.
- Usage of petrol will be reduced slightly.

REFERENCES

1. A.A.Iyer, I.P.Rane,K.S.Upasani,Y.P.Bhosale, S.H.Gawande have done experimental study on the effect of water injection in an internal combustion engine.
2. Daniel Busuttill and Mario Farrugiadonea Experimental investigation on the effect of injecting water to the air to fuel mixture in a SI engine.
3. F. Berni, S. Breda, M. Lugli, and G. Cantore, A numerical investigation on the potentials of water injection to increase knock resistance and reduce fuel consumption in highly downsized GDI engines.
4. F. Bozza, V. De Bellis and L. Teodosio, Potentials of cooled EGR and water injection for knock resistance and fuel consumption improvements of gasoline engines.
5. Karthick, S. "Semi supervised hierarchy forest clustering and knn based metric learning technique for machine learning system", Journal of Advanced Research in Dynamical and Control Systems, vol. 9, no. Special Issue 18, pp. 2679-2690, 2017.
6. Madan, D., Sivakandhan, C., Sagadevan, S., Sathish, T. "Ocean wave energy scenario in India", International Journal of Mechanical and Production Engineering Research and Development, vol. 2018, no. Special Issue, pp. 582-590, 2018.
7. Mageshwaran, G., Durairaj, R.B., Britto Joseph, G., Sathish, T. "An experimental investigation on thermal bonded joints of Ti-6Al-4V with SS304L", International Journal of Mechanical and Production Engineering Research and Development, vol. 9, no. Special Issue 1, pp. 554-561, 2019.
8. Mohanavel, V., Suresh Kumar, S., Sathish, T., Anand, K.T. "Effect of ZrB₂ content on mechanical and microstructural characterization of AA6063 aluminum matrix composites", Materials Today: Proceedings, vol. 5, no. 5, pp. 13601-13605, 2018.
9. National Advisory Committee for Aeronautics (NACA) issued a wartime report on Effect of Water-Alcohol Injection and Maximum Economy, Spark Advance On knock-Limited Performance and Fuel Economy of a Large Air-Cooled Cylinder.
10. S. Dinesh Kumar, D. Chandramohan, K. Purushothaman and T. Sathish, "Optimal Hydraulic And Thermal Constrain For Plate Heat Exchanger Using Multi Objective Wale Optimization", Materials Today Proceedings, Elsevier Publisher, Accepted, 2019. DOI : 10.1016/j.matpr.2019.07.710.
11. S. Dinesh Kumar, K. Purushothaman, D. Chandramohan et al., ANN-AGCS for the prediction of temperature distribution and required energy in hot forging process using finite element analysis, Materials Today: Proceedings, <https://doi.org/10.1016/j.matpr.2019.05.426>.
12. S.M.Shafee and M.Srinivas made an Improvement of fuel efficiency in a petrol engine by using Water Injection.
13. Sathish, T. "BCCS Approach for the Parametric Optimization in Machining of Nimonic-263 alloy using RSM", Materials Today: Proceedings, vol. 5, no. 6, pp. 14416-14422, 2018.
14. Sathish, T. "BONN Technique: Tribological Properties Predictor for Plasma Nitrided 316L Stainless Steel", Materials Today: Proceedings, vol. 5, no. 6, pp. 14545-14552, 2018.
15. Sathish, T. "GAC-ANN Technique for Prediction of Spring Back Effect in Wipe Bending Process of Sheet Metal", Materials Today: Proceedings, vol. 5, no. 6, pp. 14448-14457, 2018.
16. Sathish, T. "Performance measurement on extracted bio-diesel from waste plastic", Journal of Applied Fluid Mechanics, vol. 10, no. Special Issue, pp. 41-50, 2017.
17. Sathish, T. "Prediction of springback effect by the hybridisation of ANN with PSO in wipe bending process of sheet metal", Progress in Industrial Ecology, vol. 12, no. 1, pp. 112-119, 2018.
18. Sathish, T., Chandramohan, D. "Experimental study and model development for on-line drill wear monitoring system using lab view", International Journal of Recent Technology and Engineering, vol. 7, no. 6, pp. 281-286, 2019.
19. Sathish, T., Chandramohan, D. "Teaching methods and methodologies used in laboratories", International Journal of Recent Technology and Engineering, vol. 7, no. 6, pp. 291-293, 2019.
20. Sathish, T., Jayaprakash, J. "Meta-heuristic approach to solve multi period disassembly-to-order problem of end-of-life products using adaptive genetic algorithm", International Journal of Mechanical and Mechatronics Engineering, vol. 15, no. 3, pp. 59-67, 2015.
21. Sathish, T., Jayaprakash, J. "Multi period disassembly-to-order of end-of-life product based on scheduling to maximise the profit in reverse logistic operation", International Journal of Logistics Systems and Management, vol. 26, no. 3, pp. 402-419, 2017.
22. Sathish, T., Jayaprakash, J., Senthil, P.V., Saravanan, R. "Multi period disassembly-to-order of end of life product based on scheduling to maximize the profit in reverse logistic operation", FME Transactions, vol. 45, no. 1, pp. 172-180, 2017.
23. Sathish, T., Mohanavel, V. "IWF based optimization of porous insert configurations for heat transfer enhancement using CFD", Journal of Applied Fluid Mechanics, vol. 11, no. Specialissue, pp. 31-37, 2018.
24. Sathish, T., Muthukumar, K., Palani Kumar, B. "A study on making of compact manual paper recycling plant for domestic purpose", International Journal of Mechanical and Production Engineering Research and Development, vol. 8, no. Special Issue 7, pp. 1515-1535, 2018.
25. Sathish, T., Muthulakshmanan, A. "Modelling of Manhattan K-nearest neighbor for exhaust emission analysis of CNG-diesel engine", Journal of Applied Fluid Mechanics, vol. 11, no. Specialissue, pp. 39-44, 2018.
26. Sathish, T., Periyasamy, P. "An extensive review of reverse logistics and its benefits in supply chain management", International Journal of Mechanical and Production Engineering Research and Development, vol. 2018, no. Special Issue, pp. 165-178, 2018.
27. Sathish, T., Periyasamy, P., Chandramohan, D., Nagabhooshanam, N. "Modelling of cost based optimization system E-O-L disassembly in reverse logistics", International Journal of Mechanical and Production Engineering Research and Development, vol. 2018, no. Special Issue, pp. 711-716, 2018.
28. Sathish, T., Periyasamy, P., Chandramohan, D., Nagabhooshanam, N. "Modelling K-nearest neighbour technique for the parameter prediction of cryogenic treated tool in surface roughness minimization", International Journal of Mechanical and Production Engineering Research and Development, vol. 2018, no. Special Issue, pp. 705-710, 2018.
29. Sathish, T., Vijayakumar, M.D., Krishnan Ayyangar, A. "Design and Fabrication of Industrial Components Using 3D Printing", Materials Today: Proceedings, vol. 5, no. 6, pp. 14489-14498, 2018.
30. Senthil, P.V., Aakash Sirushti, V.S., Sathish, T. "Artificial intelligence based green manufacturability quantification of a unit production process", International Journal of Mechanical and Production Engineering Research and Development, vol. 9, no. 2, pp. 841-852, 2019.
31. Senthil, P.V., Aakash Sirushti, V.S., Sathish, T. "Equivalent stress prediction of automobile structural member using fea-ann technique", International Journal of Mechanical and Production Engineering Research and Development, vol. 9, no. 2, pp. 757-768, 2019.
32. Venkatesh, R., Vijayan, V., Parthiban, A., Sathish, T., Siva Chandran, S. "Comparison of different tool path in pocket milling", International Journal of Mechanical Engineering and Technology, vol. 9, no. 12, pp. 922-927, 2018.
33. Vijayan, V., Parthiban, A., Sathish, T., Siva Chandran, S., Venkatesh, R. "Performance analysis in end milling operation", International Journal of Mechanical Engineering and Technology, vol. 9, no. 11, pp. 2263-2271, 2018.
34. Sathish, T., Chandramohan, D. Design and analysis of wind box segment in travelling grate stoker boiler using CFD, International Journal of Recent Technology and Engineering, 7(6), 287-290, 2019.
35. T. Adithiyaa, D. Chandramohan and T. Sathish, Flower Pollination Algorithm for the optimization of stair casting parameter for the preparation of AMC, Materials Today: Proceedings, <https://doi.org/10.1016/j.matpr.2019.07.711>.
36. M. D. Vijayakumar, D. Chandramohan and G. Gopalaramasubramaniyan, Experimental investigation on single point incremental forming of IS513Cr3 using response surface method, Materials Today: Proceedings, <https://doi.org/10.1016/j.matpr.2019.07.741>.
37. Chandramohan, D., Murali, B., Machining of composites - A review, Academic Journal of Manufacturing Engineering, 12(3), 67-71, 2014.

38. Chandramohan, D., Rajesh, S., Increasing combusting resistance for Hybrid composites, International Journal of Applied Engineering Research,9(20), 6979-6985,2014.
39. K Gurusami, et.al. (2019): A Comparative Study on Surface Strengthening Characterization and Residual Stresses of Dental Alloys using Laser Shock Peening, International Journal of Ambient Energy, DOI: 10.1080/01430750.2019.1614987.

AUTHORS PROFILE



Mr. P. Vignesh was born in Namakkal (Dt), Tamilnadu, India in 1990. He received B.E. degree in Automobile Engineering from Tamilnadu College of Engineering, Coimbatore in 2011 and M.E. degree in Computer Integrated Manufacturing from Sriram Engineering College, Chennai in 2013. Currently he is working as an Assistant professor in the Department of Automobile Engineering, Sriram Engineering College, Chennai-602024, India. He has more than 6 years of teaching experience. His field of interest are Composite materials, Automotive Pollution, Autotronics. He has Published 3 international Journals.



Mr. G. Mahesh was born in Kannur, Kerala, India in 1979. He received B.E. degree in Production Engineering from St. Peter's Engineering College, Avadi in 2001 and M.E Degree in Computer Aided Design from Alagappa Chettiar Government College of Engineering & Technology, Karaikudi in 2008. Currently he is working as an Assistant professor in the Department of Automobile Engineering, Sriram Engineering College, Chennai-602024, India. He has more than 15 years of teaching experience. His field of interest are Composite materials, Engineering design, Autotronics. He has Published 2 international Journals.



Mr. P. Manikandan was born in Kilakarai, Ramanathapuram (Dt), India in 1987. He received B.E. degree in Mechanical Engineering from Mohamed Sathak Engineering. College, Kilakarai , in 2008, and M.E. degree in Mohamed Sathak Engineering. College, Kilakarai in 2013. Currently he is working as a Assistant professor in the Department of Mechanical Engineering, Sri Sairam Engineering College, Chennai - 600044, India. He has more than 7 years of teaching experience. His field of interest is Heat Transfer. He has Published 1 international Journal.