

# Study on Mechanical Behaviour of Hybrid Composites

T. Prasad P. Chinna Srinivasa Rao , B. Vijay Kiran

**Abstract:**-Composite containing more than one type of fiber is known as hybrid composites. Natural fibers and artificial fibers can be used for fabrication of Hybrid composites. Hybrid composites will give mechanical properties than fiber reinforced composites. The element of fibers in Hybrid composite, the elements of fibers can be changed in different ways leading to variation in its properties. For preparing the hybrid composites using different fibres reinforced with matrix. Hybrid composite has wider applications across industries such as aerospace, automobiles, Marine etc.

In this paper, fabrication of hybrid composites is done manually using hand layup method. It is then subjected to a compressive load for thorough distribution of resin in respective lamina. The fabricated composite is tested for its flexural and tensile properties. The result obtained are further analyzed for the study of the material fabricated.

**Index Terms-** Hybrid composites, Natural fibers, fabrication, Tensile, Flexural

## I. INTRODUCTION

The advantages of composite are submarines and board warships, ability to be molded into complex shapes, high strength to weight ratio, improve EMI performance, absence of corrosion palliatives which or else are resource for electronic and magnetic mark. Composite material prepared for epoxy resins and E-Glass fibers have develop into very admired as a radome material due to its stupendous intelligibility toward microwave and having good mechanical properties.

The increasing popularity of the material for underwater application are posing great difficulties to the designer to select right combination of composition & shape of radome due to the complex surroundings of the structure and the loading conditions for the useful operation life. Composite materials are prejudiced by several processes due to mechanical properties. Carry out the test on regular specimens and estimate mechanical properties are the mainly imperative characteristic in design of amalgamated material applications. The crash mechanism and micro-mechanics of composite material is extremely mixed compare to the predictable isotropic materials. Depending on the reinforcement, symphony satisfied & its entitlement, appropriate theory & failure mechanism can be considered for deceitful the random finished of E- Glass epoxy composite.

**Revised Manuscript Received on December 28, 2018.**

**T. Prasad,** Associate Prof, AGI, Hyderabad, Telangana, India.

**P. Chinna srinivasa rao,** Assistant. Prof, AGI, Hyderabad, Telangana, India.

**B. Vijay kiran,** Assistant. Prof, BVRIT ,Narshapur, Andhra Pradesh, India.

The statement composite resources combination of two or supplementary distinct parts. Thus a material has two or more chemically dissimilar constituent or phases, on macro scale, having a distinct interface separating them, may be measured a composite material. Only when the element phases have significantly dissimilar physical properties and thus the composite properties are noticeably different from the constituent properties that we have come to distinguish these materials as composites, composites, frequently referred to as current structural composites are a combine of two or more components, one of which is made up of rigid, long fibers, and the other, a binder or matrix which holds the fibers in place. The fibers are regid and strong relation to the matrix and are generally orthotropic ( having different properties in two different directions ). The fiber, for complex structural composites, is stretched, with aspect ratio ( length to diameter ratios) of more than 100.

## II. METHODOLOGY

### Material Required:

The different materials and components required for this mechanized process of glass epoxy composite are as below.

S.No	Materials	Quantity
1	Fiber	1863.2g
2	Expoxy Resin LY-556	804.64g
3	Hardner HY-556	1000g
4	Flyash	21.12g
5	Teflon Sheet (1*1)m	1
6	Measuring Jar	2
7	Stirring Rod	1
8	Gloves	8
9	Portable Weighting Machine	1
10	Weights	
11	Scissors	1

Determination of essential Epoxy Resin and Glass Fiber: Generally for measure the required amount of materials for manufacturing composite laminate, we need an electronic weighing machine which measure exactly in grams. In this paper we are using dissimilar ratios of glass fiber to epoxy resin



**Table.1 Ratios of Glass Fiber to Epoxy resin and Fly ash**

S.No.	Ratio of Glass Fiber	Ratio of Epoxy Resin	Ratio of Fly Ash
1	60%	40%	0%
2	60%	39%	1%
3	60%	37%	3%
4	60%	35%	5%

For influential the exact weight of the material , we necessitate to find out the density of the glass fiber. Density formulae can be given as

$$d = m/v$$

Where d = density

m = mass

v= volume

Density of fiber = 0.97 g /cm<sup>3</sup> , density of matrix = 1.125 g/cm<sup>3</sup> ,density of Fly ash = 1.2 g/cm<sup>3</sup>

volume of the composite (mould) = 300\* 300 \* 5 mm = 450 cm<sup>3</sup>

Volume of the Composite = Volume of fiber + Volume of Matrix

Volume of Fiber = 60% of Vol. of Composite  
= 60\* ( 450 /100)  
= 270 cm<sup>3</sup>

Hence mass of fiber = Vol. of Fiber \* Density of fiber  
= 270\*0.97 = 261.9g

### Preparation of Mould:

For making the test specimen, composit laminates are prepared on a wooden mould of dimensions 30\* 30 cm<sup>2</sup> as shown in fig.



**Fig:1.Wooden Mould to arrange composite material**

### Cutting Glass Fibre:

Glass fiber have to be cut into more than a few layers each of dimensions 250\*250 mm so that it will exactly fit into the mould. Normal blade can be used to cut the glass fiber, and the weight can be measured by electronic weighing machine.




**Fig:2 Cutting of Glass Fiber**

## III. RESULTS

### a)Testing of Specimen :

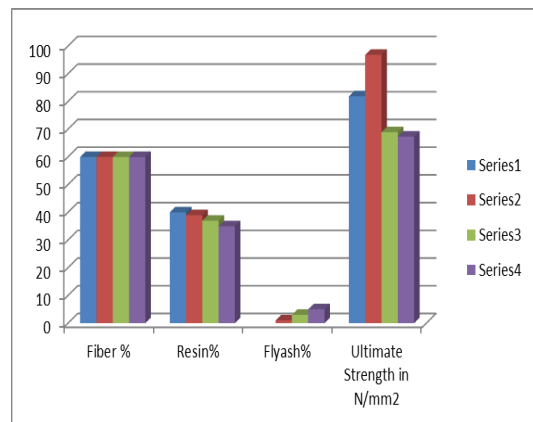
Specimen use for testing must be cut into two different shapes for different tests. For tensile test it should be in dimensions of 250\*25\*2mm for flexural test it should be in dimensions of 250 \* 25\*2mm



**Fig:3 Specimen for Tensile Test**

### i)Tensile Test Results

Fiber %	Resin %	Flyash%	Ultimate Strength I N/mm <sup>2</sup>
60	40	0	81.869
60	39	1	96.825
60	37	3	68.954
60	35	5	67.321



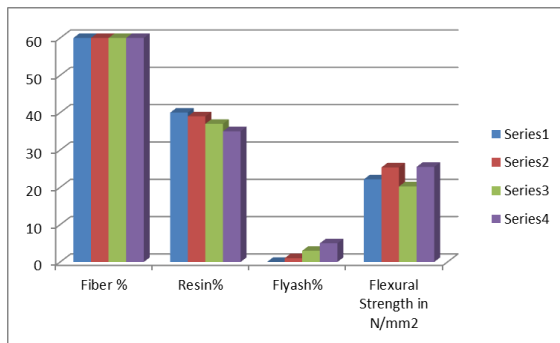
**Graph:1 Tensile test Analysis**



**Fig:4 Specimens for Flexural Test**

ii) **Flexural Test Results:**

Fiber%	Resin %	Flyash%	Flexural Strength in N/mm <sup>2</sup>
60	40	0	22.13
60	39	1	25.32
60	37	3	20.24
60	35	5	25.47



**Graph:2 Flexural Test Analysis**

**IV. CONCLUSIONS**

1. The composite material shows the percentage increase in fly ash up to 1% with higher tensile strength. The matter with little percentage of fly ash and high percentage of epoxy has high tensile strength. And the material with high percentage of fly ash and low percentage of epoxy has less tensile strength.
2. The composite material possesses high strength in the compositions of 0% and 1% of fly ash than that of 3% and 5% of fly ash.
3. The composite material show high flexural strength by means of percentage increase in fly ash up to 1%. The material with low percentage of fly ash and high percentage of epoxy has high flexural strength. And the material with high percentage of fly ash and low percentage of epoxy has low flexural strength.
4. The composite material possesses high strength in the standard compositions of 0% and 1% fly ash than that of 3% and 5% fly ash.

**REFERENCES**

1. Balram gupta, “ Aerospace Materials “ Vol.1 to 5 , S Chand and company.
2. “ Analysis and performance of fiber composites “. Agarwal BD and Boutman LJ, John Wiley and sons.
3. “ Mechanics of composite materials”. Jones RM, Mcgraw Hill.
4. Greenhalgh RJS, Baynham E, Evans Dm Canfer S, Robertson S, Morrow D, Temple S. “ Strength of epoxy-resin-based insulation systems in transvers tension and shear uingin two novwl test pieces”. International Journal of Adhesion & Adhesives 2003;23(6):485-494.
5. Peter Ifju P, Myers D, Schulz W. Residual stress and thermal expansion of graphite epoxy laminates subjected to cryogenic temperature. Composites Science and Technology 2006;66(14):2449-2455.
6. Saniee FF, Majzoobi GH, Bahrani M. “ An experimental study on the behavior of glass-epoxy composite at low strain rates” .Journal of Material Processing Technology 2005;162-163(1):39-45.
7. Ray BC. “Thermal shock and thermal fatigue on delamination of glass fiber reinforced polymetric composites. Journal of Reinforced Plastics and Composites 2005;24(1):39-45.
8. Cindy Foreman, “Advanced composites”.
9. Lubin G, “ Hand book of advanced plastics and fiber glass”. “Advanced composite materials”, Lalit Gupta.

