

Development of delay controller system model in MANET

Pankaj Kumar Sharma, Vijay Athavale, Ashok K. Sinha

Abstract:- MANET is a self-configured network of devices in wireless linked network, in an arbitrary topology. Each node is an independent node, which can play a role of host, router & receiver. The connectivity is established by operating system hosted on participating nodes. Routing algorithm establishes routes and forwarding information as packets to and from source to sink station. Many routing techniques attempt to achieve optimal performance; however modifications are still required in existing routing protocols to improve the performance of MANET. An efficient MANET leads to fulfillment of three key performance metrics (PDR, AE2ED, and Overhead). There exist some predominant anomalies in Mobile Ad-hoc Network in terms of above performance metrics. Anomalies in MANET arise due to various environmental factors like variation in number of connections among participating nodes, mobility of nodes, pause time of node, rate of data packet forwarded by nodes and total density of nodes, adversely affecting its performance. In order to overcome some predominant anomalies, in this research a systematic approach has been used to develop an intelligent system model, which controls the performance adaptively.

Keywords: MANET, PDR, AE2ED, Overhead, Fuzzy

I. INTRODUCTION

In MANET, there is a group of wireless stations which can be formed dynamically without pre-existing infrastructure. [3] MANET is a self-directed system where mobile stations are exposed to travel randomly and act as routers. The types of traffic in MANET are reasonably different from infrastructure oriented network, it includes: [4]. Therefore the routing protocols for wireless networks are different from the wired network protocols. Soldiers rely on situational awareness information in the battlefield as well as in emergency situations.[5-6].

II. STATE OF ART

Many researchers have discussed the issues of security in MANET such as S. Umamaheswari [2] emphasized on data communication mechanism between mobile nodes based on ACO approach, V. Venkataet. al. [1] proposed a model to replicate the properties of the resistant system. However a systematic method has not been attempted earlier to develop an intelligent model for MANET to control the performance under different environmental factors.

The relevance of present research work is for handling dynamic environment in MANET, which is originated by varying network conditions like number of connections, transferred packets, density of available active and inactive nodes, movement speed and halt time during the communication in MANET system. However, these approaches are not useful to dynamic MANET, because variation in the mobility of nodes, varying number of active/in-active connections, variable pause time, variable data rate and frequently leaving or joining the network, results as highly dynamic network medium. A memory management scheme [9]-[17] was introduced. They did not test the scheme in the environments having higher number of nodes, high mobility, more applications, and more variations in flow of arrival rates [18]. The idea of reliability factor to determine reliable routes among the transitional nodes was introduced [19]. It was proposed a stateless approach to MANET especially when dealing with highly dynamic network. The approach was incapable to address the impact analysis process of the different parameters which determine the efficiency and overhead. A model for node mobility [16]-[19] was developed for modeling technique for performance analysis of MANET. They emphasized on fluid-flow based differential equation models performed for queuing analysis. They emphasized on modeling of queuing system. They did not address the effect of node mobility on MANET performance. MANET can be modeled as a framework of Total System Intervention (TSI) and, can be shown how TSI helps after integration with model to understand the risks and opportunities [19].

The system engineering & architecting [19] states that any problem statement in MANET may be defined more precisely and accurately. Complex systems can be developed using principles of system engineering & architecting. In network communication research, an increasing interest in designing the model for autonomic computing such as MANET [18].

The fuzzy controllers [17] introduced for multi-routing algorithm in MANET, so that the reconstructions of path in MANET may be reduced. Although, the controllers can be designed based on two methods [19].

The state of the MANET may comprise of one or more input parameters and one or more output parameters. The controller controls the output parameters of the system. Fuzzy controllers have the deficiency of having the fixed fuzzy rules and can be used only in the static environment.

Manuscript published on 30 March 2019.

*Correspondence Author(s)

Pankaj Kumar Sharma¹, ABES Engineering College, Ghaziabad (U.P.), India

Vijay Athavale², ABES Engineering College, Ghaziabad (U.P.), India

Ashok K. Sinha³ UST Pvt. Ltd, Ghaziabad (U.P.), India

© The Authors. Published by Blue Eyes Intelligence Engineering and Sciences Publication (BEIESP). This is an [open access](https://creativecommons.org/licenses/by-nc-nd/4.0/) article under the CC-BY-NC-ND license <http://creativecommons.org/licenses/by-nc-nd/4.0/>

III. PROBLEM STATEMENT AND METHODOLOGY

Anomaly detection in MANET is difficult because of its dynamic nature. The conventional methods or models are not directly applied in MANET for overcoming the shortcomings. The objective of this thesis is to identify and possibly resolve the key issues in MANET which necessitates to develop an intelligent state variable model. The model controls the performance evaluation metrics. The development methodology of the model for controlling the MANET's behavior, comprises of state input-output variables. The proposed model for MANET is system is treated as a MIMO (Multi input Multi output) system.

IV. STATE SPACE CONTROLLER

Analysis of State space is considered with three types of variables (input variables, output variables and state variables) that may be involved in the dynamic system modeling. The system should contain the values of the inputs as $t \geq t_1$. In a continuous time control system integration performs as memory, outputs of such integrators are treated as variables as internal state of system. Thus, output serve as state variables. Dynamics of the system are specified by state variables, which are similar to number of integrators [25]-[26]. Assuming that a multi-input and multi-output system involves in integrators. Assuming also that there are p inputs $u_1(t), u_2(t), u_3(t), \dots, u_p(t)$ and q outputs $y_1(t), y_2(t), \dots, y_q(t)$ define the n state variable integrator's outputs; $x_1(t), x_2(t), \dots, x_n(t)$ then the system is depicted by,

For $i=1, 2, 3, \dots, n$ Thus $y_1(t), y_2(t) \dots y_q(t)$, may be given as,

$$\dot{x}_i(t) = f_i(x_1, x_2, \dots, x_n; u_1(t), u_2(t), u_3(t), \dots, u_p(t)) \dots \dots \dots (4.1)$$

$$y_j(t) = g_j(x_1, x_2, \dots, x_n; u_1(t), u_2(t), u_3(t) \dots u_p(t)) \dots \dots \dots (4.2)$$

The equation (4.1) and (4.2) becomes as:

$$\dot{x}(t) = f(x, u, t) \dots \dots \dots (4.3)$$

$$y(t) = g(x, u, t) \dots \dots \dots (4.4)$$

The flow of equations (4.3) & (4.4) is shown in figure 2, let $t=k+1$, and $t_0=k$

In the diagram, the function **g** is determined using ANFIS. This relates observed output Y_k with the state variables X_k . Each output is distributed into three clusters. If the output of MANET does not lie in the desired cluster then the fuzzy controller rules are designed using ANFIS. The system controller can be designed using the ANFIS scheme. The structure of the ANFIS is shown in Fig. 2. Inputs are modeled using Equations. 4.5 and 4.6:

$$e(k) = Y(k) - Y_D(k) \dots \dots \dots (4.5)$$

$$\Delta e(k) = e(k) - e(k - 1) \dots \dots \dots (4.6)$$

Where k represents number of clusters, $Y(k)$ is the observed output, $Y_D(k)$ is desired output, $e(k)$ is the error and $\Delta e(k)$ error change. The module provides linguistic variables, inputs to the structure (rule-based). The rules (243) have been generated based on previous knowledge.

V. SYSTEM MODEL

According to RFC 2501 [1], the networking context must be considered in which the performance of protocol is measured. Network size (node density-ND), network connectivity (maximum number of connections-MC), Topological rate of change (mobility speed-NM), Halt in rate of topological change (pause time-PT), Traffic patterns, Data rate-NP)

A. The state variables of the MANET system model:

The state variables of MANET system model are defined as: $X(k) = [NP \ NC \ NP \ PT \ NM]^T$

The state output variables of the MANET system model are defined as: $Y(k) = [PDR \ AE2ED \ Overhead]^T$ **TABLE 1**

SIMULATION PARAMETERS

Parameters	Value
Channel	Wireless Channel
Propagation	Two Ray
Interface	Wireless Phy
Mac Layer	IEEE 802.11
Queue	DropTail/PQ
Link Layer	LL
Antenna	Omni Directional Antenna
Queue length	50
RP	DSR
Time	100 sec
Nodes	12-111
Area	X=1000 m , y=1000 m
Speed	5-203 m/sec
Mobility Model	RPGM
Pause Time	5.0 -203.0 sec
Traffic Type	CBR
Packet Size	512 bytes
Rate	10 -505 packets/ sec



In this paper, the experimental data is generated using NS2.34 under the environmental conditions, shown in table 1. According to table the protocol for routing is used DSR; however any routing protocol can be chosen. The simulation has been run for 100 seconds; however the simulation time may vary as per requirement. The simulated data is collected for

non-linear output models are implemented using ANFIS for each output separately. The model is divided into two parts forward path and feedback path. In this chapter the implementation of forward path is implemented, shown in figure 3. In forward path implementation, first the simulated data set of 100 observations is classified using k-means into three groups as discussed in Chapter 4. The figure 5.2 shows the MANET system model for PDR. The working of the model is as follows:

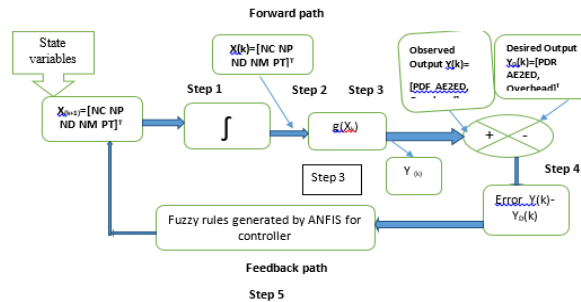


Fig. 1 Model Formulation for MANET System

The system model for MANET has been formulated for addressing the anomalies, shown in figure 1. The state equation of the MANET system model is represented by $X(k)$ & state model equations are discussed in equation 4.3 and equation 4.4. The output equation of the MANET system model is defined using $Y(k)$, the model is applied to all three performance evaluation parameters (PDR, AE2ED & Overhead).

State output variables are:

PDR, Overhead, Normalized Routing Load, AE2ED.

The system variables are defined as follows:

$X(k+1)$ is state at $k+1$, $X(k)$ is the state at k , $Y(k)$ is observed output at k , g is the function, which is determined using ANFIS, $Y_D(k)$ is the expected performance of MANET system model, \int (Integration function).

VI. CLASSIFICATION OF DATA SET

The simulated data obtained in table 1, has been categorized based on the performance using k-means clustering algorithm. The goal of this clustering is to partition the data observed in MANET system model into k ($k=3$) groups. In the algorithm, the observations have been assigned to its closest group, usually using the sqEuclidean among the observation and the cluster centroid. The idea of clustering is to classify the operational data into different groups; one may be the higher performing group, medium performing group & lower performing groups. The training data set has been classified into three clusters for three state output variables PDR, AE2ED and NRL. Therefore in PDR, C1 is lower performing cluster, C2 is higher performing cluster and C3 is medium performing cluster. In AE2ED, C1 is lower performing, C2 is medium performing & C3 is higher performing cluster. Similarly, in Overhead, C1 is medium performing, C2 is higher performing and C3 is lower performing clusters. Formulation of the system model. The

Step 1: In this paper, MANET model is simulated under 100 heterogeneous network conditions using NS2.34 network simulator and mobility generator tool (Bonnmotion 1.4). There are 100 observations obtained for three performance evaluation metrics (PDR, AE2ED & Overhead).

Step 2: The whole dataset has been classified using k-means clustering algorithm into three broad clusters (lower, medium & higher), each based on performance metrics mentioned in step 1.

Step 3: The state of the MANET system model is defined by state vector $X(k)$ comprising of five state variables: ND, NC, NP, PT & NM. The output vector Y_k comprises of 3 output variables (PDR, Overhead & AE2ED)

Step 4: For training the model, simulated input/output dataset of 60 scenarios is used. The ANFIS generates 243 fuzzy rules using Gaussian membership function which maps the inputs to the outputs. To achieve the zero tolerance level of error, the model is trained & converged after 100 epochs.

Step 5: The model is validated by passing another input/output data set of 40 scenarios. The model is validated successfully at reasonably satisfactory level.

Step 6: The MANET system has been described as a MIMO system, therefore requires design of controllers for each of the three outputs (PDR, AE2ED & Overhead). The controller adjusts the values of input variables for minimizing the difference between observed performance & actual performance. The controller controls the behavior of the mobile ad-hoc network intelligently in an adaptive.

VII. MANET SYSTEM MODEL FOR AE2ED

In case of Average End to End Delay (AE2ED) output parameter, the set of observations having AE2ED ≤ 0.04 sec. belongs to the cluster 3, the set of observations having AE2ED .05-.06 belongs to the cluster 2 and cluster 1 consists of the observations in which the AE2ED lies above .08 sec. Now, the AE2ED Controller, which should have the functionality of feeding back the results to change the values of input parameters.



So, in our proposed work we have developed a AE2ED Feedback Controller, which is shown in Figure 6.10. The Controller is designed using Adaptive Neuro Fuzzy Inference System (ANFIS), which is adaptive in nature and is capable to suggest the right values of input parameters for the desired output parameter value. Which controls the values of the input parameters depending upon the switching between the categories cluster 1 to cluster 3 . As we can see that the cluster 3 is the desirable category for evaluating the performance of MANET System. The core part of the Controller constructs a set of fuzzy rules known as a fuzzy rule base. It chooses the appropriate set of rules as FR-1, FR-2, and FR-3 for cluster 1, 2 & 3 respectively. The desirable cluster is the cluster 3. So to strengthen the cluster 3, it requires that some or most of the observations from the medium cluster i.e. Cluster 2 to the upper cluster i.e. Cluster 3. So the controller suggests the required changes in the FR-2 set to fulfill requirements of the Cluster 3. Similarly for modifying the FR-1 to FR-3.

As a result the appropriate values of the input parameters are adjusted and passed into the model shown in Figure 6.10 again, the process is repeated until the satisfaction or optimal level of error has been achieved. The model is tested for various environmental network conditions and found satisfactory. The inputs are fuzzified using the fuzzy sets and are given as input to the ANFIS controller. The rule base for the selection of proper rules using the back-propagation algorithm. The results are shown in figure 2-6.

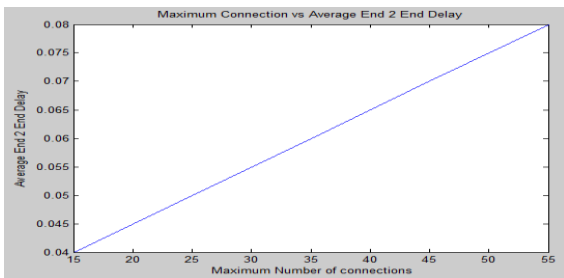


Figure 2: Transitions of cluster lower cluster 1 to higher cluster 3 with respect to maximum connections

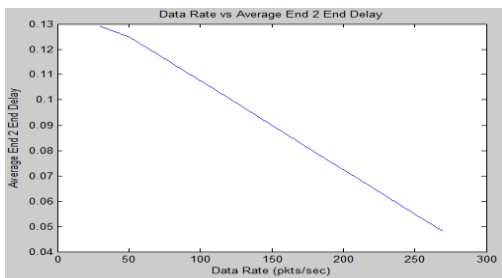


Figure 3: Transitions of cluster lower cluster 1 to higher cluster 3 with respect to data rate

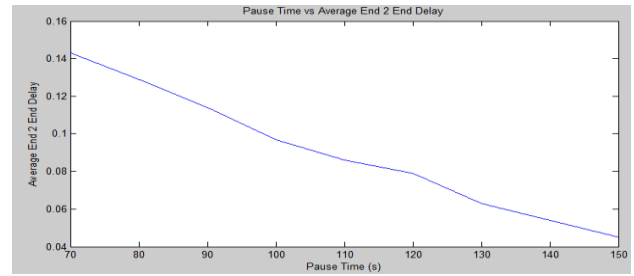


Figure 4: Transitions of cluster lower cluster 1 to higher cluster 3 with respect to pause time

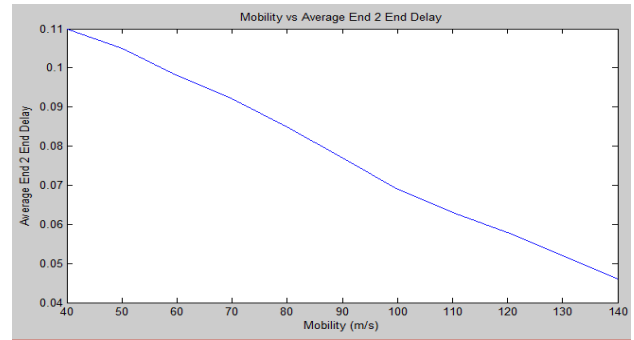


Figure 5: Transitions of cluster lower cluster 1 to higher cluster 3 with respect to mobility

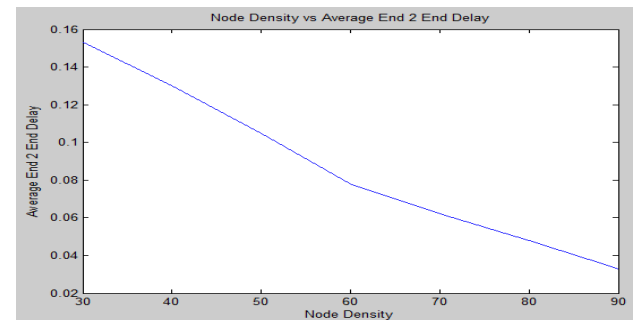


Figure 6: Transitions of cluster lower cluster 1 to higher cluster 3 with respect to node density

VIII. CONCLUSION

The performance of MANET is affected by various anomalies exist in the MANET environment with respect to variation in - number of connections among participating nodes, mobility of nodes, pause time of node during mobility, rate of data packets forwarded by nodes & total density of nodes. So, the formulation of model for MANET system & designing of MANET controller is required to address these anomalies. To compare the behavior (PDR, AE2ED and Overhead) of MANET between stable & unstable state. In this paper, MANET model is simulated and behavior is compared under 100 heterogeneous network conditions using NS2.34 network simulator and mobility generator tool (Bonnmotion 1.4).



There are 100 observations obtained for three performance evaluation metrics (PDR, AE2ED & Overhead). It is observed that the behavior of MANET is having uncertainty in which the performance is good or bad. It seems good in one but bad in others.

ACKNOWLEDGEMENT

I am thankful to my supervisor Dr. A.K. Sinha for guiding and support during my Ph.D work. He is expert in system modelling and simulation. I am also thankful to the management and director of ABESEC for motivation and support.

REFERENCES

1. V. VenkataRamana et al., "Bio Inspired Approach to Secure Routing in MANETs", International Journal of Artificial Intelligence & Applications (IJAA), Vol.3, No.4, July 2012.
2. S. Umamaheswari and G. Radhamani, "An Improved ACO Based Algorithm for Enhancing Performance in Wireless Adhoc Network", American Journal of Scientific Research ;ISSN 1450-223X Issue 54 (2012), pp. 68-80; © EuroJournals Publishing, Inc. 2012 ;
3. Jun-Zhao Sun, Mobile Ad Hoc Networking: An Essential Technology for pervasive Computing Mediate team, Machine Vision and Media Processing unit ,info Tech Unit, InfoTech Oulu P.O.Box 4500, FIN-90014 University of Oulu, Finland.
4. Caixia li, SreenathaGopalaraoAnavatti and Tapabrata Ray, "Analytical Hierarchy Process using Fuzzy Inference Techniques for real – time route Guidance system , IEEE Transaction on Intelligent Transportation Systems , vol 15 No 1 February 2014
5. C-K Toh, Maximum Battery Life Routing to Support Ubiquitous Mobile Computing in Wireless Ad hoc Networks, , 2001 ,IEEE.
6. R. L. Flood and M.C. Jackson , "Creative problem solving". John Wiley and Sons, Chichester, (1991), ISBN 0-471-93052-0.
7. SiddeshGundagattiKaribasappa , K.N Muralidhara, " Neuro Fuzzy Based Routing International Conference on Industrial and Information Systems, ICIIS 2011, Aug. 16 19, 2011 IEEE
8. Dr .C. Suresh GnanaDhass and N. Kumar, Power Aware Routing protocols in Mobile Ad hoc Networks-Survey, International Journal of advanced research in Computer Science and Software Engineering, 2012,Vol. 2, Issue 9.
9. N. Battat and H. Kheddouci, "HMAN: Hierarchical Monitoring for Ad Hoc Network," in IEEE/IFIP EUC, 2011.
10. K. Kwak, G. Huerta-Canepa, Y. Ko, D. Lee, and S. J. Hyun, "An Overlay-Based Resource Monitoring Scheme for Social Applications in MANET," in IEEE COMPSAC, 2009.
11. K. Ramachandran, E. Belding-Royer, and K. Almeroth, "DAMON: A Distributed Architecture for Monitoring Multi-hop Mobile Networks," in IEEE SECON, 2004.
12. R. Riggio, M. Gerola, D. Miorandi, A. Zanardi, and F. Jan, "A Distributed Network Monitoring Framework for Wireless Networks," in IFIP/IEEE IM, 2011.
13. K. Graffi, D. Stingl, J. Rueckert, A. Kovacevic, and R. Steinmetz, "Monitoring and Management of Structured Peer-to-Peer Systems," in IEEE P2P, 2009.
14. M. Jelasity, A. Montresor, and O. Babaoglu, "Gossip-Based Aggregation in Large Dynamic Networks," ACM Transactions on Computer Systems, vol. 23, no. 3, pp. 219–252, 2005.
15. R. van de Bovenkamp, F. Kuipers, and P. Van Mieghem, "Gossip-based Counting in Dynamic Networks," in IFIP NETWORKING, 2012.
16. P. Yalagandula and M. Dahlin, "A Scalable Distributed Information Management System," ACM SIGCOMM Computer Communication Review, vol. 34, no. 4, pp. 379–390, 2004.
17. Muhammad Aamir_ and Mustafa A. Zaidi, A Buffer Management Scheme for Packet Queues in MANET, TSINGHUA SCIENCE AND TECHNOLOGY ISSN11007- 02141101/101pp543-553 Volume 18, Number 6, December 2013
18. Anita Yadav • Y. N. Singh • R. R. Singh, Improving Routing Performance in AODV with Link Prediction in Mobile Adhoc Networks, Wireless PersCommun DOI 10.1007/s11277-015-2411-5, Springer Science+Business Media New York 2015.

19. ShariqMahmood Khan • R. Nilavalan • Abdulhafid F. Sallama, A Novel Approach for Reliable Route Discovery in Mobile Ad-Hoc Network, Wireless PersCommun DOI 10.1007/s11277-015-2461-8, Springer Science+Business Media New York 2015. Networks, ACM MSWIM '04, October 4–6, 2004, Venezia, Italy.