

Coordinated Voltage and Current Control in a Distribution Network by Open and Closed Loop Control of DSTATCOM

Surapureddy Vamsi, Gade Chandra Sekhar Reddy

Abstract: Electrical powery frameworks ar among the great accomplishments of the solely closing century. Today, indispensable issues , similar to A consistently expanding interest, the adaptable and solid joining of circulated age or a development in troubling masses, ought to be borne as a top priority. In this specific circumstance, reasonable networks assume a key job, allowing higher strength of intensity frameworks. Power material science gives answers for similar issues, given that it allows a number vitality sources to be coordinated into reasonable matrices. withal, theseem of the fluctuated manipulate plots that ar essential for the fine feasible assignment of the power-electronic interface is an vital trouble that should steadily be taken into thought. This paper manages the seem of the association of a dissemination static synchronous compensator (DSTATCOM) upheld flying-capacitor structure converters. The framework is custom fitted to get up to speed with every voltage hangs by proposes that of responsive power infusion and voltage awkward nature brought about by lopsided masses. the look of the general administration is completed by misuse the root-locus and recurrence reaction strategies, rising each the transient reaction and along these lines the unfaltering state blunder of the control framework. Reproduction results acquired abuse PSCADTM/EMTDCTM demonstrate the resultant voltage.

Index Terms: power quality; voltage sag; smart grid; distribution static synchronous compensator (DSTATCOM); flying-capacitor multilevel converter

I. INTRODUCTION

Over the previous century, strength systems are supported the paradigm of giant energy generation. notwithstanding, this paradigm has emerge as obsolete, because of the depletion of preferred gas provides, like oil and, coal, the rise of demand, the provision of aggressive disbursed electricity sources integrated, into the grid & environmental problems [1]. Microgrids, and wonderful frameworks are the, options that contribute towards undertaking the rising functionality of disseminated age and to get a ton of reliable strength frameworks [2]. Microgrids will work in Associate in Nursing interconnected mode, or in Associate in Nursing islanded mode, and need control electronic converters, as a result of the character of a large portion of the circulated vitality sources [3]. On the contrary hand, a reasonable lattice ought to coordinate propelled detecting advancements, the

executives ways and correspondences into the power network. The great network is foreseen to display the ensuing key attributes: self-recuperating, customer benevolent, assault safe, control quality enhancement, capacity to suit all age and capacity decisions, best in addition to for business sectors and efficient activity [1]. The key advances worried in great lattices typify coordinated interchanges over the matrix, propelled administration plans, detecting, metering and measure, propelled framework parts and call backing and human interfaces. Among these advances, the development of the propelled network parts is one among the chief significant issues, such as succeeding age of intensity matrix gadgets, that typify adaptable AC gear system (FACTS) gadgets [4]. Static synchronous compensators (STATCOM) and circulation static synchronous compensators (DSTATCOM) ar 2 FACTS gadgets bolstered a voltage-source gadget (VSC), that ar vast used to decorate voltage direction and consonant disposal and to alter the framework modern-day [5,6]; they anticipate a key job among the awesome network origination. they shall so contribute towards upgrading electricity nice and getting an a incredible deal of dependable power framework .In spite of the fact that there ar a few angles worried inside the style and task of STATCOM and DSTACOM gadgets, this paper centers around 2 unequivocal issues: the VSC topology and moreover the fashion of the framework. For low-strain and low-control applications, STATCOMs and DSTACOMs bolstered two-level VSCs are usually utilized. in any case, on the grounds that the ranking of these gadgets continues on stretching out interior the domain of receptive power pay, the workplace digital converters ar establishing to be higher-voltage functions of the network. amid this methodology, improvement system topologies ar proper now the essential trendy topologies for high voltage applications: they want been stepped forward as an strategy to downsize the voltage weight on the replacing gadgets [7] and to help on the general of the wave form with much less sifting necessities. Various development gadget topologies are prescribe, however the fundamental standard are: independent point-clipped converters (NPC), flying-capacitor converters (FC) and H-connect converters [8]. Every one of them have edges and hindrances, and differed heartbeat width balance (PWM) systems are regularly used to draw on the least complex administration attributes of those converters [9].

Revised Manuscript Received on April 07, 2019.

Surapureddy Vamsi, Department of EEE, Godavari Institute of Engineering and Technology (A), Rajahmundry, India,

Gade Chandra Sekhar Reddy, Department of EEE, Godavari Institute of Engineering and Technology (A), Rajahmundry, India,

Coordinated Voltage and Current Control in a Distribution Network by Open and Closed Loop Control of DSTATCOM

in spite of the fact that one among the impairments of FC converters is that the expanded scope of mass capacitors with the amount of levels, that is bigger than inside the instance of government organization designs, the framework to adjust the voltages of the capacitors is progressively adaptable inside the instance of the FC topology, on account of the following scope of switch blends than got inside the instance of government office configuration[10]. the use of Flyingcapacitors converters for STATCOM andDSTATCOM applications has aforesaid been reputed inside the writing: a STATCOM upheld Associate in Nursing FC VSC topology

This paper offers with the plan of an oversee framework for a DSTATCOM, which utilizes a five-level flying-capacitor VSC. The DSTATCOM is customized fitted to infuse up to one hundred MVAR and is identified with a 13.8 kV dissemination lattice. The work centers around the plan philosophy of the general control framework and utilizations traditional straight oversee devices, for example, the root-locus and recurrence reaction procedures, so as to tailor the control plot. The oversee structure utilizes the synchronous reference body technique and actualizes relative indispensable controllers joined with full kind controllers [19]. Not at all like different references that arrangement oversee structures for DSTATCOMs, complete records about the plan criteria is outfitted in this work, for example, transient-reaction determinations, balance edges and the unflinching state blunder . The control device is intended to make up for each fair voltage hangs and voltage uneven characters instigated by methods for unequal masses or lopsided deficiencies. The infusion of receptive power enhances the voltage hangs, while the voltage awkwardness pay is practiced by utilizing adjusting the lattice current.

II. MODEL OF STATCOM

The indispensable arrangement of a DSTATCOM is confirmed in Figure 1: it consists of of a VSC, which is related with the matrix by way of techniques for strategies for a coupling transformer. In this paper, a five-level flying-capacitor VSC is utilized, while a capacitor, C, is utilized as a DC pleasant stockpiling framework in the VSC. The community consists of an AC voltage on the entire with an obstruction and an inductive reactance ($R_g - X_g$), which model the impedance of the line. Notwithstanding the DSTATCOM, a scope of burdens can moreover be connected to the lattice at the reason of regular coupling (PCC): in the precedent appeared in Figure 1, up to three hundreds can be associated.

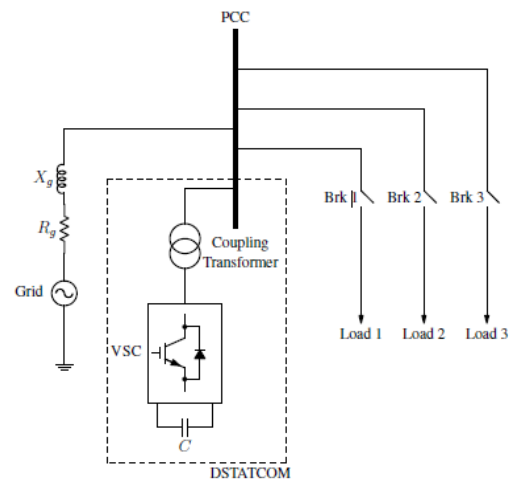


Figure 1. Example of a gridfeeding three hundreds and a distribution static synchronous compensator (DSTATCOM) linked to the factor of common coupling (PCC). Brk, Circuit breaker.

The equal circuit of the DSTATCOM related at the PCC is depicted in Figure a couple of, in which versus is that the matrix voltage, v is that the voltage at the PCC and R_g and L_g sector unit the opposition and thusly the inductance reveal line electric powered obstruction. considering that the VSC are labored by way of a PWM concern with a high pass recurrence, its ordinary mannequin is thought about [20], and {therefore the|and additionally the} VSC has for this reason been shapely as an best voltage supply u ; while v is that the PCC voltage; I is that the modern infused into the framework through the DSTATCOM; I_g is the present day of the lattice and i_L is that the heap current. At lengthy last, the coupling electrical device is shapely exploitation the opposition, R , and alongside these lines the inductance , L .

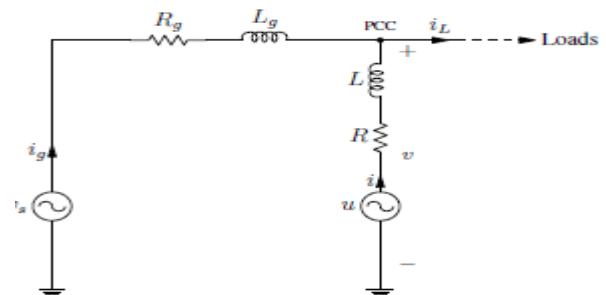


Figure 2. One-line equivalent circuit of the DSTATCOM.

III. CONTROL SYSTEM CONFIGURATION

The fundamental target of the framework is three-overlap: to contribute toward keeping up the network voltage consistent by proposes that of either the infusion or retention of responsive power; to dispose of potential awkward nature inside the matrix flow, which may cause voltage irregular characteristics at the PCC, and to oversee and to remain steady at an adequate dimension the voltage inside the DC electrical condenser to a right task of the DSTATCOM. Figure four portrays the graph of the most administration topic inside which every one of the factors ar written in capital letters, since they're communicated in Laplace's area .

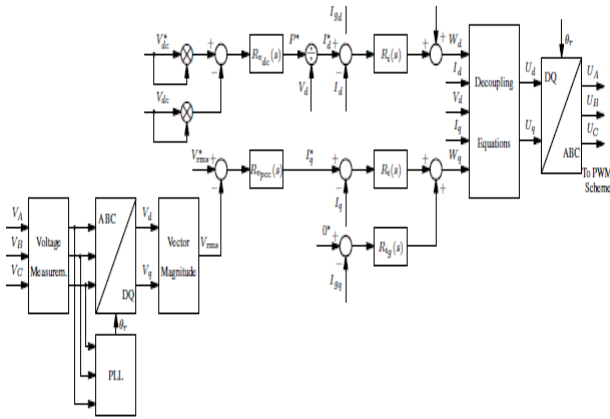


Figure 4. Control Block diagram of the DSTATCOM..

The superscript mark represents reference estimates, and furthermore the administration structure of each hub (i.e., the d and letter of the letter set segments) is predicated on the work of 2 settled administration circles and a rounding controller. The control framework utilizes a section secured circle (PLL) in order to get the point, r, that is required to complete the variable change inside the SRF. The contributions of the PLL zone unit the estimations of the network voltage, that territory unit in some cases separated to dispose of estimating commotions. The decoupled Equation (5) is utilized to acquire the yields, Ud(s) and Uq(s), that territory unit revised into the three-stage framework factors, UA, UB and UC, by implies that of the reverse Park change. These factors region unit utilized in a bending PWM plot in order to think of the terminating signs of the FC convertor .

Control of the Voltage in the DC Capacitor

The voltage in the DC capacitor is restricted through techniques for the current, id, with a setup of two settled input chains. The inner manipulate circle utilizes the controller, Ri(s), and is custom-made to react a lot quicker than the exterior manage circle, which makes use of the controller, Rvdc(s). As one of the destinations of the well-known manipulate framework is to accomplish zero-following mistake in relentless country for step adjustments in the reference , the two controllers make use of a crucial activity.

$$Z_d(s) = k_i \frac{I_d^*(s) - I_d(s)}{s} - k_p I_d(s)$$

Control configuration of the Voltage at the PCC

As in the preceding manipulate scheme, the control of the PCC voltage also makes use of a configuration of two nested manipulate loops. In this case, the voltage at the PCC can be modified by way of controlling the current, iq (i.e., the DSTATCOM absorbs or injects reactive power).

$$Z_q(s) = k_i \frac{I_q^*(s) - I_q(s)}{s} - k_p I_q(s)$$

Control System for Balancing the Grid Current

The prior clarified administration plans ar prepared to direct the voltage at the PCC once agent under adjusted conditions (e.g., remuneration of adjusted voltage droops), as every one of the factors ar changed into DC amounts inside

the SRF. The methodology amid which PI controllers ar utilized so gives an attractive outcome. all things being equal, uneven hundreds and lopsided short out issues cause current irregular characteristics, that end in voltage awkward nature [20]. beneath these conditions, and accepting a three-wire three-stage framework, the PCC voltage and hence the lattice current can contain positive and negative arrangements, that ar improved inside the SRF into a DC part and a second consonant segment, severally.

As the inner model standard (IMP) discovers that, in order to get zero after mistake, a stable shut circle framework should grasp the creating polynomials of the reference input and in this way the unsettling influence contribution inside the divisor of the open-circle framework [20], PI-type controllers won't be prepared to manage the second symphonious part. As a substitute, a rounding kind controller, which has the creating polynomial of a bended contribution of recurrence 2!1 in its divisor, is so arranged.

As indicated by Figure a couple of, the lattice current might be composed as human gamma globulin = iL I. The framework current will so be changed by predominant, D-STATCOM current, in light of the fact that the streamlined topic in Figure five shows. As the, control objective is to keep up the lattice current adjusted, the reference cost for second consonant part of the framework current is zero (Igx(s) = 0).

$$M_x^*(s) = k \underbrace{\frac{1 + Ts}{1 + fTs}}_{R_{PL}(s)} \underbrace{\frac{s}{s^2 + (2\omega_1)^2}}_{R_R(s)} (I_{gx}(s)^* - I_{gx}(s))$$

IV. SIMULATION RESULTS

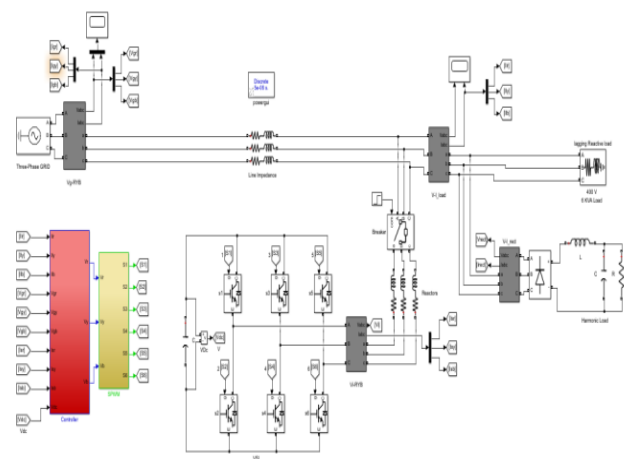


Fig 5: Simulation diagram of proposed distribution system with STATCOM

Figure 5 shows the simulation diagram of distribution system with STATCOM. STATCOM is switched at 0.15 sec. The effect of STATCOM is observed after 0.15 sec in the simulation results fig 6 and fig 7



Coordinated Voltage and Current Control in a Distribution Network by Open and Closed Loop Control of DSTATCOM

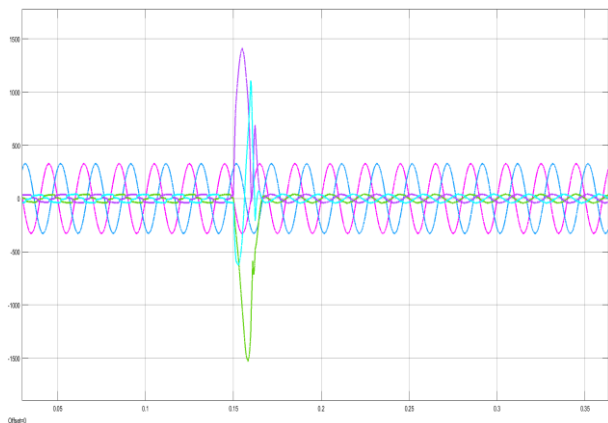


Fig6: Source Voltage and current

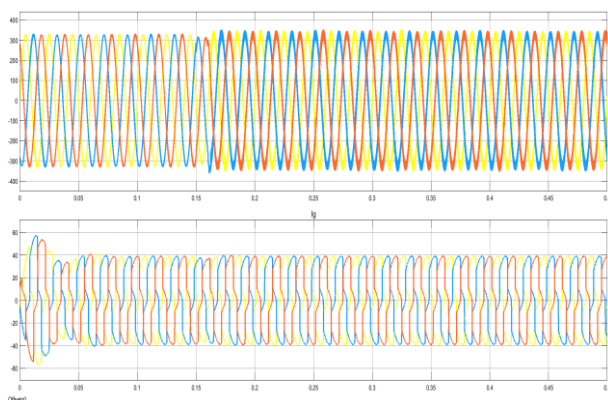


Fig7: Load Voltage and current

V. CONCLUSION

This paper, proposes system for the operation of a DSTATCOM based in the main on a VSC related to a distribution grid. The system is personalized to compensate for voltage sags and voltage imbalances caused by way of unbalanced hundreds. The remuneration of these voltage uneven characters is carried out by using adjustment the lattice current. the framework is part into a variety of subsystems: the vital one is to be faulted for overwhelming the voltage interior the DC capacitor; a 2d framework attempts to control the voltage at the PCC, while a third framework is utilized to alter the matrix current. At long last, a fourth two administration subject manages the leveling of the voltages in the flying capacitors. Fundamental straight controllers region unit utilized in the look, similar to PI controllers and thunderous controllers. the look has been assigned abuse traditional direct administration instruments, specifically, the root-locus and the recurrence reaction systems, with extraordinary consideration paid to the elements and details of the structure . This reality licenses one not exclusively to get a more grounded time reaction of the framework, yet in addition to supply a style procedure that might be wont to add a great deal of functionalities to the DSTATCOM, for example, remuneration or current sounds by including various full controllers in parallel.

REFERENCES

1. Ardito, L.; Procaccianti, G.; Menga, G.; Morisio, M. Smart grid technologies in Europe: An overview. *Energies* 2013, 6, 251–28
2. M.; Li, X. Design and implementation of a high quality power supply scheme for distributed generation in a micro-grid. *Energies* 2013, 6, 4924–4944.

3. Lasseter, R.H. Microgrids. In Proceedings of the IEEE Power Engineering Society Winter Meeting, New York, NY, USA, 27–31 January 2002; Volume 1, pp. 305–308
4. Moslehi, K.; Kumar, R. A reliability perspective of the smart grid. *IEEE Trans. Smart Grid* 2010, 1, 57–64
5. Zhang, Y.; Zhang, Y.; Wu, B.; Zhou, J. Power injection model of STATCOM with control and operating limit for power flow and voltage stability analysis. *Electr. Power Syst. Res.* 2006, 76, 1003–1010
6. Singh, B.; Jayaprakash, P.; Kumar, S.; Kothari, D.P. Implementation of neural-network-controlled three-leg VSC and a transformer as three-phase four-wire DSTATCOM. *IEEE Trans. Ind. Appl.* 2011, 47, 1892–1901.
7. Gupta, R.; Ghosh, A.; Joshi, A. Switching characterization of cascaded multilevel-inverter-controlled systems. *IEEE Trans. Ind. Electron.* 2008, 55, 1047–1058.
8. Rodríguez, J.; Lai, J.S.; Peng, F. Multilevel inverters: A survey of topologies, controls, and applications. *IEEE Trans. Ind. Electron.* 2002, 49, 724–738.
9. Arrillaga, J.; Liu, Y.H.; Watson, N.R. Flexible Power Transmission. The HVDC Options; Wiley: Chichester, England, UK, 2007.
10. Feng, C.; Liang, J.; Agelidis, V.G. Modified phase-shifted pwm control for flying capacitor multilevel converters. *IEEE Trans. Power Electron.* 2007, 22, 178–185.
11. Shukla, A.; Ghosh, A.; Joshi, A. Static shunt and series compensations of an SMIB system using flying capacitor multilevel inverter. *IEEE Trans. Power Deliv.* 2005, 20, 2613–2622.
12. Shukla, A.; Ghosh, A.; Joshi, A. Hysteresis current control operation of flying capacitor multilevel inverter and its application in shunt compensation of distribution systems. *IEEE Trans. Power Deliv.* 2007, 22, 396–405.
13. Rao, P.; Crow, M.L.; Yang, Z. STATCOM control for power system voltage control applications. *IEEE Trans. Power Deliv.* 2000, 15, 1311–1317.
14. García-González, P.; García-Cerrada, A. Control system for a pwm-based STATCOM. *IEEE Trans. Power Deliv.* 2000, 15, 1252–1257.
15. Li, S.; Xu, L.; Haskew, T.A. Control of VSC-based STATCOM using conventional and direct-current vector control strategies. *Int. J. Electr. Power Energy Syst.* 2013, 45, 175–186.
16. Shukla, A.; Ghosh, A.; Joshi, A. State feedback control of multilevel inverters for DSTATCOM applications. *IEEE Trans. Power Deliv.* 2007, 22, 2409–2418.
17. Mishra, M.K.; Ghosh, A.; Joshi, A. Operation of a DSTATCOM in voltage control mode. *IEEE Trans. Power Deliv.* 2003, 18, 258–264.
18. Singh, B.; Solanki, J. Comparison of control algorithms for DSTATCOM. *IEEE Trans. Ind. Electron.* 2009, 56, 2738–2745.
19. T. Vijay Muni, D. Priyanka, S V N L Lalitha, “Fast Acting MPPT Algorithm for Soft Switching Interleaved Boost Converter for Solar Photovoltaic System”, *Journal of Advanced Research in Dynamical & Control Systems*, Vol. 10, 09-Special Issue, 2018.
20. T Vijay Muni, SVN L Lalitha, B Krishna Suma, B Venkateswaramma, “A new approach to achieve a fast acting MPPT technique for solar photovoltaic system under fast varying solar radiation”, *International Journal of Engineering & Technology*, Volume7, Issue 2.20, pp-131-135.