

An Investigation and Damping of Voltage Fluctuations of Distributed Resources in a Microgrid by IPQC

Anem Veera Venkata Nagaphanindra, D. Ravikishore

Abstract: A micro grid is a hybrid power system consists of several distributed resources and local loads. Now a days with increasing on a day to day life micro grid plays a vital role in power generation using Renewable Energy Sources. Usage of power electronic devices in a micro grid results in harmonic generation and leads to various power quality issues. In order to overcome voltage fluctuations and over current a magnetic flux control based variable reactor is proposed. The performance of IPQC can be verified by using MATLAB/SIMULINK.

Index Terms: IPQC, Series controller, Power Quality Improvement.

I. INTRODUCTION

The strength is neither be created nor destroyed however it are regularly regenerate from one form to a different. The science of AN electricity is nothing then again the conversion of a variety of one-of-a-kind sorts of electrical energy into AN power. The electric powered powered electrical energy is generated in bulk at the producing stations that are referred to as power stations. The generated electrical energy is demanded by way of ability of the customers. This purpose due to the truth of electrical electricity losses and strength exceptional troubles indoors the transmission strains FACTS computing system is brought to minimize minimize returned such issues. small grid ends up in positive distribution in geographic local all distribution consists of brilliant electrical power processor to manipulate and show the facility exchange between the grids [1-3]. as soon as such processor get clearly exploited it ends up in excessive electrical energy brilliant troubles and strength consumption with the aid of creating slim band verbal change and native administration laptop full small grid is exploited with marginal investment. A forty eight pulse shape electrical converter used to be developed by means of skill of way of cascading many devices of 3 diploma diode clamped form electrical converter with the help of area shifting electrical device. It ends up in immoderate cost and extended delays this purpose serious deficiency in energy transmission functionality whereas distribution [4]. Interline Power Flow Controller is one in every of the highest quality controller in versatile AC equipment mechanism controller it honestly compensates series and manages electricity waft inside the

computing machine [5]. To at the equivalent time organization the office stream 2 convertor model d-q symmetrical was once included inside the microgrid. By capacity that of transmission disposition form gathering voltage is infuse inside the organization region and along these lines the machine gets over paid [6]. Microgrid winds up in fine appropriation in geographic spot all circulation comprises of viable vitality inside the administration region processor to control and screen the office shift back and forth between the lattices. when such processor get totally misused it winds up in high vitality acceptable issues and power utilization by means of developing thin band verbal trade and local administration recipe full little lattice is abused with minimal venture and chiefly little matrix are routinely fit to disengage from the microgrid masses from the unsettling influence and shields the transmission from music [7]. By matrix interfacing convertor machine the conventional succession and parallel shape is altered. 2 3 stage 4 leg inverters is will in general build matrix interfacing machine to repay consonant contemporary it will expand the confusion and misfortunes inside the contraption [8]-[9]. Disseminated generator now not exclusively infuse capacity to the lattice it conjointly improve quality. By capacity that of hunch the board method it self-governingly remunerates voltage unbalances vivacious and responsive hunch organization [10]. A bendy AC dissemination framework focuses to expand the office fine and reliableness in microgrid, the arranging of organization calculations and delayed kalman channels is assumed for recurrence pursue and to remove symphonious in matrix voltage and payload present day in little network. By limiting the total framework arranging and task cost and cost of burden shedding co-improvement of power gadget is assumed control to grow the financial and unwavering quality of the network [11]. The primary favorable position of staggered inverters is that the yield voltage can be created with a low sounds. In this way it is conceded that the sounds decline proportionately to the inverter level. Hence, the staggered inverters are wanted for extreme power applications[12]. Be that as it may, there is no shortage of impediments. Their control is a finished part higher dangerous and the strategies are regardless of the way that now not significantly utilized in industry.

Revised Manuscript Received on April 07, 2019.

Anem veera venkata Nagaphanindra, M.Tech Student, Department of EEE, Godavari Institute of Engineering and Technology (A), Rajahmundry, India,

Dr.D Ravi Kishore, Professor, Department of EEE, Godavari Institute of Engineering and Technology (A), Rajahmundry, India,

In this paper, displaying and recreation of a staggered inverter the utilization of Neutral Point-Clamped(NPC) inverters have been performed with engine load the use of Simulink/MATLAB program. In the main segment staggered inverter control techniques are displayed sooner than to component a situate out about of seven-level inverter in the second segment. All out Harmonic Distortion (THD) is referenced in the 1/3 area . The objective is to feature the confinement at which the staggered inverters are never again successful in diminishing yield voltage music [13-16].

II. INTERLINE POWER QUALITY CONDITIONER

A. System Configuration

The novel IPQC can be mounted in sequence and parallel in microgrid or trouble of in many instances going on coupling (PCC). For effortlessness, the IPQC is set up in PCC. Fig. 1 shows the three-stage extremely good gadget setup of the IPQC with transformer and inverter. what's more, describe the provide voltage and impedance of frequent electricity supply, individually. The aloof channels, which have the capability of keeping the music, are shunted in every side. The fundamental twisting of a transformer is embedded in accumulation between the common splendid utility and the microgrid, even though the auxiliary winding is linked with a voltage-source PWM converter. is the voltage of the dc phase of the inverter. The microgrid entails of a symphonious burden, a photovoltaic mobile framework, a battery stockpiling framework, and a preferred burden. The proposed IPQC has the accompanying capacities .

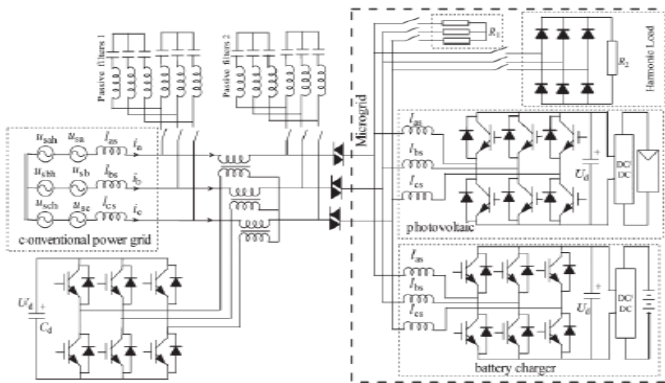


Fig.1. Circuit of the Proposed IPQC.

B. Power Flow Control

At the point when the quality coast control and the blame front line limiter are of concern, just the indispensable is considered. In expressions of the past investigation, the essential twisting admirably known shows customizable impedance + (1 - α) . With the other in coefficient α, the proportional impedance of the principle winding can be accomplished, which is regarded Table I. In this way, when the premier winding is linked in gathering in circuit, it tends to be used to deal with the satisfactory waft between the every day power utility and the microgrid or the inward electricity flow of the microgrid. The schematic of depth skim manipulate is demonstrated in Fig. 9 when the novel variable reactor is associated in association between the sending and getting closes. Assume that the equal impedance + (1 - α) of

the variable reactor is R + jX . In phrases of the vector plan in Fig.2, the following equations can be obtained:

$$U_m \cos \varphi = U_s \cos(\varphi - \delta) + RI$$

$$U_m \sin \varphi = U_s \sin(\varphi - \delta) + XI$$

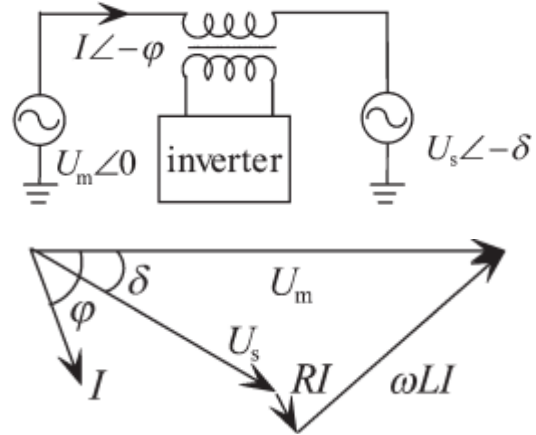
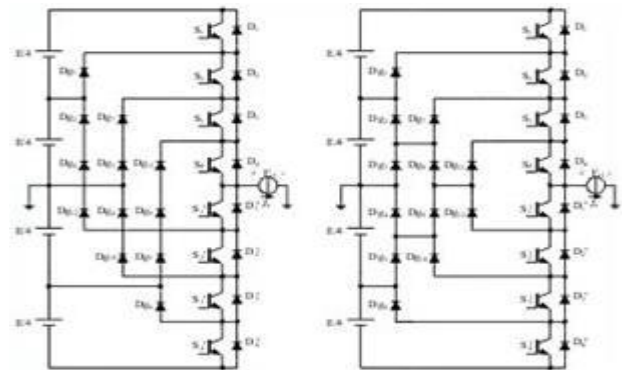


Fig 2. Power flow control principle and its vector diagram.

III. MULTILEVEL INVERTER



Multilevel electrical energy conversion used to be once as quickly as first introduced extra than two many years ago. The not unusual thinking consists of making use of a greater extent of energetic semiconductor switches to feature the energy conversion in small voltage steps. There are a number of blessings to this method when compared with the normal power conversion approach. The smaller voltage steps lead to the manufacturing of larger power quality waveforms and in addition forestall voltage (dv/dt) stress on the load and the electromagnetic compatibility concerns. Another crucial attribute of multilevel converters is that these semiconductor are wired in a series-type connection, which allows operation at large voltages. However, the sequence connection is normally made with clamping diodes, which eliminates overvoltage concerns. Furthermore, questioning about the switches are not truly sequence connected, their switching can be staggered, which reduces the switching frequency and for this cause the switching losses. However, the most presently used inverter topologies, which are in the vital addressed as relevant multilevel inverters, are cascade converter, neutral-point clamped (NPC) inverter, and flying capacitor inverter.



Some sides for these new converters embody industrial drives, flexible ac transmission constructions (FACTS), and car propulsion as validated in Fig.3. One vicinity the area multilevelconverters are greater typically than no longer high-quality is that of renewable photovoltaic electrical electricity that effectivity and electrical electricity extraordinary are of magnificent issues for the researchers two

IV. MATLAB/SIMULATION CIRCUIT AND RESULTS

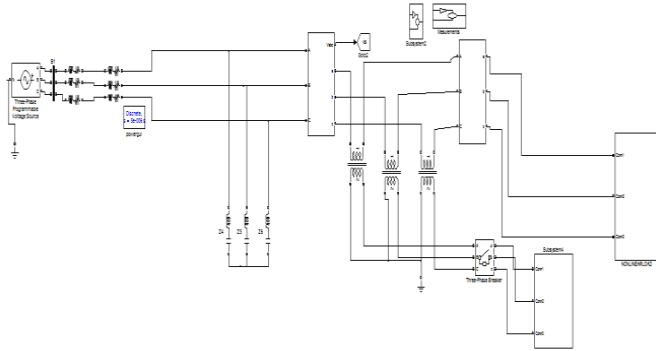


Fig 4. shows the proposed IPQC with MLI.

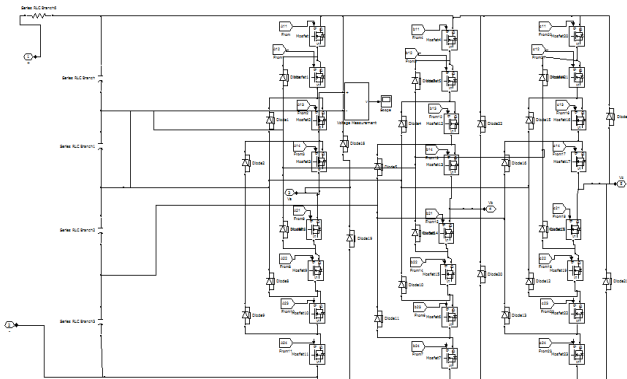


Fig 5: shows the proposed MLI system.

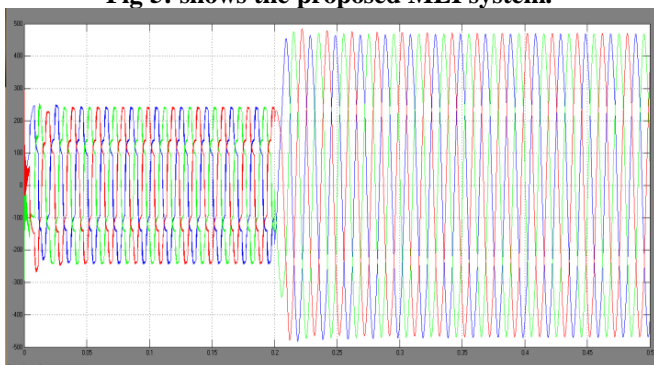


Fig 6 shows the load voltage response before and after MLI based IPQC operation.

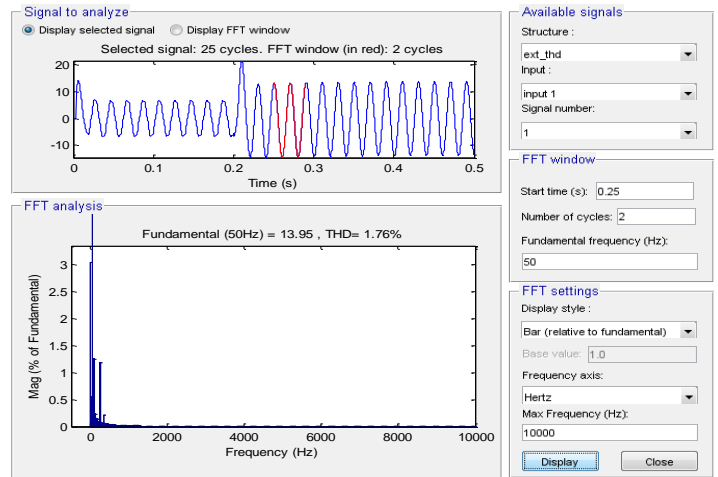


Fig 7: Current THD

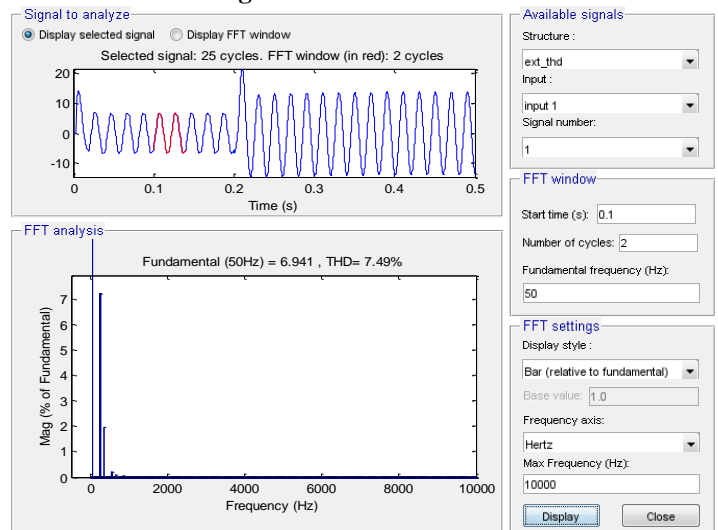


Fig : 8 Before IPQC Current

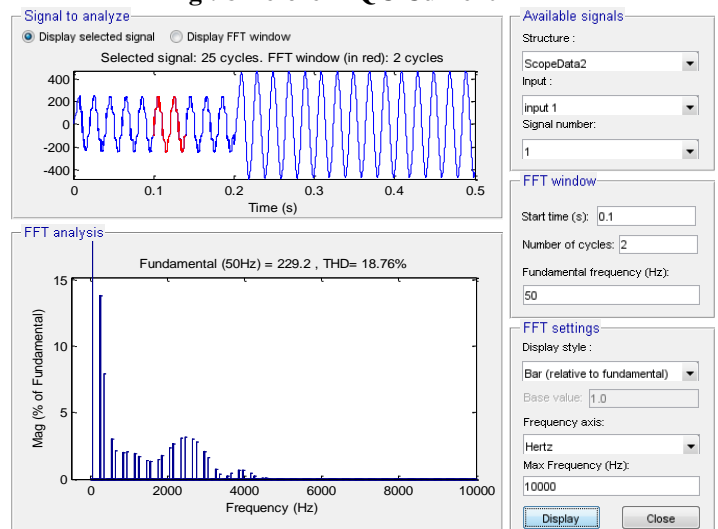


Fig: 9 Before IPQC Current THD with Fuzzy Logic

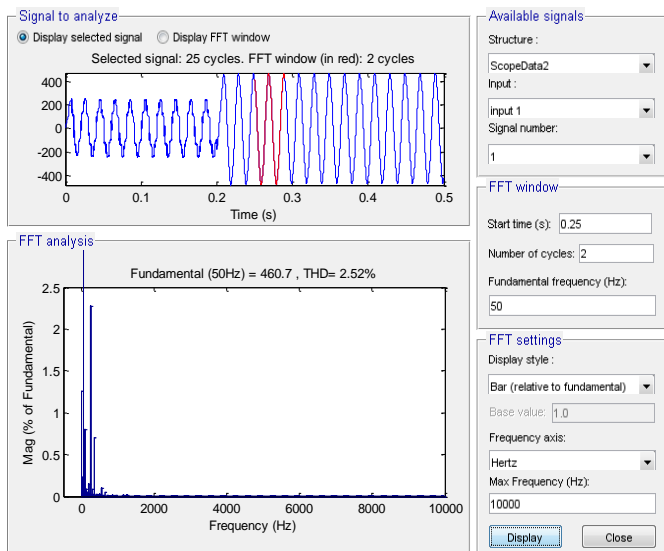


Fig : 10 Current THD with IPQC with Fuzzy Logic

V. CONCLUSION

The cascaded electrical converter change indicators square measure generated victimisation triangular-sampling current day controller; it gives a dynamic typical overall performance under transient and regular u . s . a . conditions, doctorate analysis additionally inner the IEEE standards. quick real-power idea specially based} cascaded development electrical converter based totally definitely IPQC is linked within the distribution network at the PCC through filter inductances and operates in a very manage system. A cascaded construction voltage furnish electrical converter pretty especially primarily based IPQC victimisation quickly proper power controller is located to be a desirable choice for cable getting to know to compensate harmonics, reactive electricity and electricity trouble with the IRP controller reduces harmonics and offers reactive electrical energy compensation thanks to non-linear load currents; as a stop end result provide current(s) end up curving and crew spirit strength challenge is in addition executed below each transient and consistent state conditions. This paper has conferred a unique variable reactor supported the magnetic flux management. An electrical machine with air hole is picked, and accordingly the curl present day of the electrical figuring gadget is identified. A voltage-sourced electrical converter is used to conform to the principal present day to give each unique flow, that is infused to the optional. as fast as the infused present day is balanced, the equivalent opposition of the primary twisting of the electrical framework can adjustment perpetually. In expressions of the novel variable reactor, an extraordinary IPQC breathtaking for microgrid is anticipated. the principal winding well known customizable obstruction, that plays out the capacity of solidarity accept the way things are the executives, blame present day electric circuit, and voltage remuneration to rudimentary.

REFERENCES

1. B. Lasseter, "Microgrids [distributed power generation]," in Proc. IEEE Power Eng. Soc. Winter Meet., 2001, vol. 1, pp. [146–149].
2. C. Marnay, F. J. Robio, and A. S. Siddiqui, "Shape of the microgrid," in Proc. IEEE Power Eng. Soc. Winter Meet., 2001, vol. 1, pp. [150–153].
3. R. H. Lasseter et al., Integration of Distributed Energy Resources: The CERTS Microgrid Concept. Berkeley, CA, USA: Consortium for Electric Reliability Technology Solutions, 2002.
4. C. Marnay and O. Bailey, "The CERTS micro grid and the future of the macrogrid," Lawrence Berkeley National Laboratory, Berkeley, CA, USA, Rep. LBNL-55281, Aug. 2004.
5. N. Hatziairgiou, H. Asano, R. Iravani, and C. Marnay, "Micro grids," IEEE Power Energy Mag., vol. 5, no. 4, pp. [78–94], Jul./Aug. 2007.
6. R. H. Lasseter, "Smart distribution: Coupled micro grids," Proc. IEEE, vol. 99, no. 6, pp. [1074–1082], Jun. 2011.
7. H. Akagi, E. H. Watanabe, and M. Aredes, Instantaneous Power Theory and Applications to Power Conditioning. Piscataway, NJ, USA: IEEE Press, 2007, pp. [1–17].
8. C. Sankaran, Power Quality. Boca Raton, FL, USA: CRC Press, 2002, pp. [133–146].
9. R. C. Dugan, Electrical Power Systems Quality. New York, NY, USA: McGraw-Hill, 2003, pp. [167–223].
10. A. Baggini, Handbook of Power Quality. Hoboken, NJ, USA: Wiley, 2008, pp. [187–257].
11. B. Singh, K. Al-Haddad, and A. Chandra, "A review of active filters for power quality improvement," IEEE Trans. Ind. Electron., vol. 46, no. 5, pp. [960–971], Oct. 1999.
12. F. Z. Peng, "Application issues of active power filters," IEEE Ind. Appl. Mag., vol. 4, no. 5, pp. [21–30], Sep./Oct. 1998.
13. K. M. Smedley, L. Zhou, and C. Qiao, "Unified constant-frequency integration control of active power filters—Steady-state and dynamics," IEEE Trans. Power Electron., vol. 16, no. 3, pp. [428–436], May 2001.
14. H. Rudnick, J. Dixon, and L. Moran, "Delivering clean and pure power," IEEE Power Energy Mag., vol. 1, no. 5, pp. [32–40], Sep./Oct. 2003.
15. T. Vijay Muni, D. Priyanka, S V N L Lalitha, "Fast Acting MPPT Algorithm for Soft Switching Interleaved Boost Converter for Solar Photovoltaic System", Journal of Advanced Research in Dynamical & Control Systems, Vol. 10, 09-Special Issue, 2018.
16. T. Vijay Muni, SVNL Lalitha, B Krishna Suma, B Venkateswaramma, "A new approach to achieve a fast acting MPPT technique for solar photovoltaic system under fast varying solar radiation", International Journal of Engineering & Technology, Volume7, Issue 2.20, pp-131-135.