

# Automatic Vehicle Headlight Management System to Prevent Accidents Due To Headlight Glare

Lakshmi K, Nevetha R, Ilakkiya S N, Ganesan R

**Abstract:** The headlight during the night travel plays a major role. While driving there may be an irritating situation due to the headlight lamp focus from the opposite vehicle. It may cause temporary blindness that leads to collision or sometimes it may lead to accidents. There is a manual way to adjust the headlight focus but it is difficult to adjust manually. This paper provides an automated headlight management system. Here, the headlight beam is reduced in the vehicle according to the intensity of light from the opposite vehicle. LDR is used to detect the high beam from the opposite vehicle.

**Keywords:** headlight, vehicle, temporary blindness, LDR.

## I. INTRODUCTION:

High beam from the headlight causes a dangerous situation during night driving. It causes temporary blindness for the drivers that may lead to collision or sometimes it may lead to accident. Pedestrian crossing the road may get hurt. Almost 30% of accidents occurring due to headlight glare. When enough streetlights are available, there is no need of headlight beam with such high intensity. This project helps to automatically control the headlight glare in motor vehicles. LDR is known as light dependent resistor, its resistance varies according to the intensity of light falling on it. Microcontroller used here is arduino uno. Microcontroller controls the high beam falling on it. When a high beam falls on the surface of LDR, the information passes to the microcontroller. Microcontroller compares the intensity of incoming light with the desired intensity value. When the intensity value is increased beyond the desired intensity value, it reduces the intensity of light and provides a great relief for the driver from the irritating situation that occurs during the night driving.

## II. LITERATURE SURVEY:

AslamMusthafa R (2017) built up an automatic headlight beam controller. It will sense the light intensity value of opposite vehicles and automatically switches the high beam into low beam and it will reduces the glare effect [1].

Abdul Kader Riyaz .M (2017) proposed an graphene coated LED based automatic street lighting system using arduino microcontroller. In this the author introduced GaN based LED which acts as a heat sink. They have used arduino uno microcontroller [ 2].

Williams. E.A (2016) proposed a design and implementation of automatic headlight dimmer for vehicles using light dependent resistor (LDR) sensor .The device is able to automatically switch the headlight low when it is sensed by the light dependent resistor [3].Mali P.S (2016) describes about automatic headlight dipper with respect to upcoming vehicles response. In this author uses LDR for sensing weather the light is low or high beam. The circuits will intimate the LDR which the light is in upper mode it will changes to dipper mode[4].

SanalMalhotra (2014) designs an automatic brightness control using LDR sensor. In this system they used LED and LDR. LED is a diode which works based on the concept of Electroluminescence. According to the programming the LED will glow. If in day time they don't need light the LED will off automatically [5].

Kavita A. Bajaj worked on Intelligent Street Lightening System LDR is used for save power and energy. Control system is used for on and off the street lights. Zigbee module is used to check the state of the street lights and also the information is transferred point to point [6].

B. K. Subramanyam worked on Design and Development of Intelligent Wireless Street Light Control and Monitoring System Along With GUI in this for automatic mode operation they using LDR sensor. Its main principle is to when the light intensity is low, light will ON automatically and if light intensity is high ,light will OFF automatically [7].

Chitradeep Sarma in their work on limitations of probable vehicle headlight technologies they have give methods for controlling the intensity of lights during night times [8].

Ghassan Maan Salim proposed a Optimal Light Power Consumption Using LDR Sensor based on the intensity of light present on the environment, intensity of light in the room will be adjusted sing LDR sensor [9].

Rodrigo Cassio de Barros worked on the low-Cost Solar Irradiance Meter using LDR Sensors when the amount of solar irradiance reaches beyond the desired value the solar panel stop receiving the sunlight [10].

## III. SURVEY ON ACCIDENTS DUE TO HEADLIGHT GLARE:

More than 30% percent of accidents during night time happen due to headlight glare. The visibility during night time also reduced due to fog. The correct use of dipper (low beam) during night is essential for the drivers in the presence of street light. The unwanted use of high beam may lead to unnecessary crashes. A survey says that 26.5% alone use dipper correctly out of 73.83%, remaining 48.3% continued in high beam itself and the remaining 25.53% dipped the light for a few seconds and continued to be in a high beam. Some of the technologies that are used to control high beam of

Revised Manuscript Received on July 05, 2019.

Lakshmi K, Bannari Amman Institute Of Technology, Jordan  
Nevetha R, Bannari Amman Institute Of Technology, Jordan  
Ilakkiya S N, Bannari Amman Institute Of Technology, Jordan  
Ganesan R, Bannari Amman Institute Of Technology, Jordan

headlight are LDR based intensity control, Fuzzy logic based intensity control, wireless sensor network method, IR transmitter-receiver method, and camera based intensity control, pulse width modulation method. In this paper we used LDR based intensity control method. Almost 1,200 luminance of light intensity in case of high beam is more than enough to view the potential obstacles and also to react. But sometimes owners replace the headlight with about 2000-3000 luminance of intensity. This may lead to unavoidable crashes.

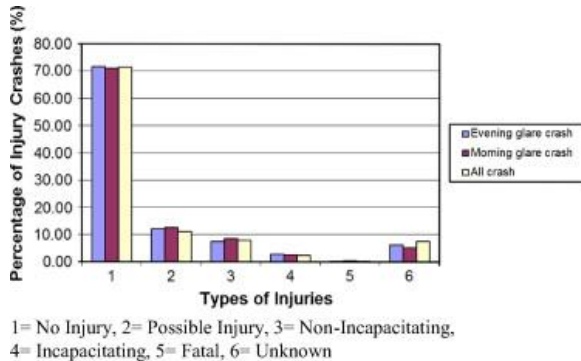


Fig 3.1 Possibility of Glare Crash

The above graph insists about the possibility of glare crashes, percentage of injury crashes and types of injuries that may occur due to headlight glare crash.

## IV. PROPOSED SYSTEM:

### 4.1. BLOCK DIAGRAM:

The following block diagram clearly explains about the proposed system.

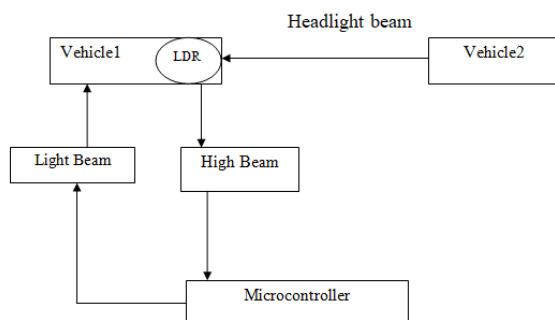


fig.4.1.1 Block diagram of Vehicle headlight management system.

Most of the accidents during night occur due to the high amount of light falling on the vehicle. It cause glaring and troxler fading that leads to accident. To overcome this problem the intensity of light falling on the other vehicle should be reduced automatically. There is manual adjustment of intensity of light but it is difficult to adjust manually during some situations. To overcome this problem, automatic adjustment of light is needed which is described in this paper. LDR is used to measure the amount of

intensity of light falling on the vehicle. When the LDR detects the large amount of intensity of light falling on it, the microcontroller reduces the amount intensity of light in the vehicle. This gives the clear vision for the drivers. Thus, it prevents the collision and accidents before occurring it.

### 4.2. Scotopic vision:

Scotopic vision plays a major role in night vision. Human eye consist of two types of photoreceptor cells- rod cells and cone cells. Scotopic vision occurs due to rod cells. Rod cells can function in less intense of light. There are approximately about 90 million rod cells are present in a human eye. Rod cells are usually present at an outer edge of the human eye. Rod cells are usually more sensitive than cone cells so it plays a very little role in color vision. This is the main reason that the colors are not so obvious in the dim light. Scotopic vision is also called as night vision. The intensity of light is measured in lumens per steradian(lm/sr) or candela (cd). The luminance level of scotopic vision is  $10^{-3}$  to  $10^{-6}$  cd/m<sup>2</sup>. It distinguishes shapes and not the colors. Photopic vision is also known as day vision or bright light vision.

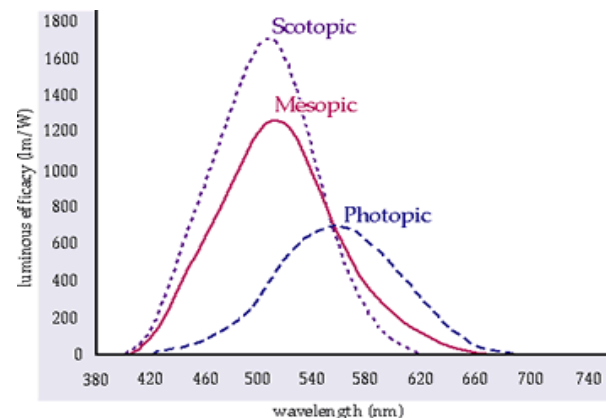


fig.4.2.1.Different visions of eye

### 4.3. Light Dependent Resistor (LDR):

LDR is a sensor that changes its resistance according to the amount of intensity of light falling on it. Increasing the intensity of light decreases the resistance and increases the conductivity of LDR. The output of LDR is an analog output.

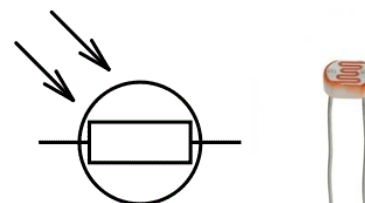


fig.4.3.1.Symbol of LDR

The Light Dependent resistor works on the principle of Photo conductivity i.e. the conductivity of the LDR increases by increasing the intensity of light falling on it. When the LDR is kept in dark, the resistance of it is very high that is up to  $10^{12}\Omega$ . At the same time, when the LDR is placed in sunlight, there is a drastic fall in the resistance of LDR.

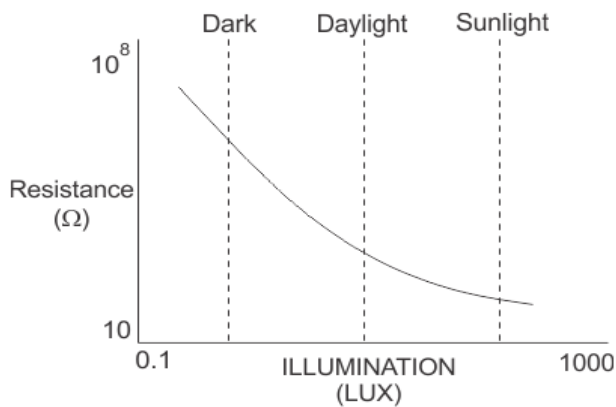


fig 3.3.2. Characteristics of LDR

LDR is most commonly used light sensor. It is of low cost and has a simple structure. It helps to find the amount light intensity.

#### 4.4. HEADLAMP:

Headlamp is attached to the front side of the vehicle to provide a light vision to the road ahead. The light beam from the headlamp is called headlight. There are two types of beam that emerges from the headlamp. They are low beam and high beam. Low beam which is also called as dipped beam, passing beam, meeting beam headlamp provide a distribution of light designed to provide lateral and forward illumination that are limited which helps to control the glare for the other road users.

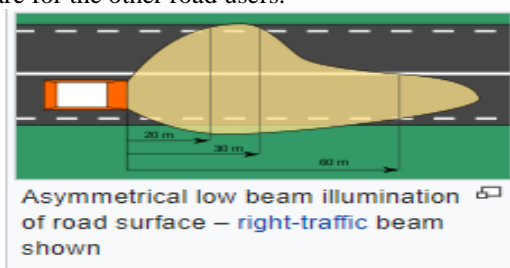


fig.4.4.1 Low beam of Car headlight

High Beam is also called as main beam, driving beam, full beam that provides a bright, centre-weighted distribution of light and it does not possess any control of light that are directed towards the other road user's. High beam is only suitable for road with no other users, as the glare from the high beam may dazzle the other drivers.

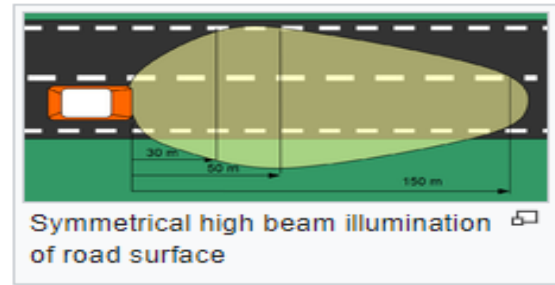


fig.3.4.2 High Beam of Car headlight

#### 4.5. ARDUINO UNO:

Arduino is a most commonly used physical computing platform and an interactive developing environment. It is a standalone platform that interacts with arduino software on the computer. The arduino software consist of an arduinoIDE(Integrated Development Environment).Arduino IDE is used for programming. Arduino uno is the most frequently used development board though it is not a first board in the market. Arduino uno is a microcontroller based on ATmega328p. It consists of crystal oscillator, voltage regulator, communication protocol etc. It has 14 digital input/output pins, out of which 6 can be used for PWM and 6 analog pins.

#### 4.6. Troxler's effect:

Troxler's effect is also known as Troxler fading. It is an optical illusion affecting the Visual perception. When a constant amount of light falls on the neuron inside the eye ball, that individual neuron gets desensitized to the stimulus and also reduces the signal strength to the brain. Thus, the view will not be clear which may leads to temporary blindness that may leads to collision or accident during night driving.

### V. RESULT AND ANALYSIS:

The result of the system is given below. The amount of intensity of light falling on the LDR is displayed in the serial monitor. Whenever the amount of light falling on the LDR is greater than the desired intensity value, the headlight beam starts fading out.

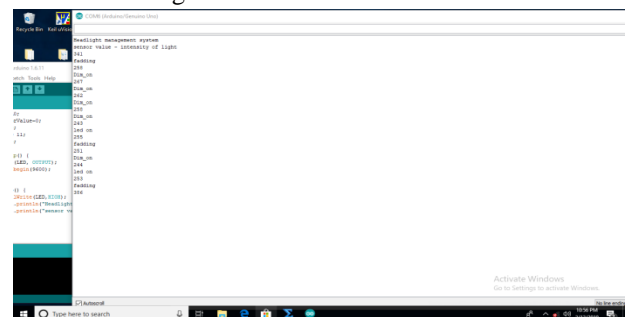



fig.5.1. Intensity of light falling on the LDR

The hardware setup and the result are shown below. As headlight needs 12v power supply, it is connected to 12v battery. Using a 5v relay, headlight is connected to the arduino uno.



**fig.5.2. Prototype of automatic vehicle headlight management system**

## VI. CONCLUSION:

This paper presents the automatic headlight dimmer that uses LDR. Here, high beam is automatically switched to low beam when a high beam of light from the another vehicle falls on the LDR. Glaring of light from the opposite vehicle during the night travel is one of the major problems. Though there is a manual method to reduce the headlight beam, it will be difficult during some situations.

## REFERENCES:

1. AslamMusthafa R, Bala Krishnan T, Seetha Raman N, Shankar M, Swathi R, "Automatic Headlight Beam Controller" Special Issue Published in International Journal of Trend in Research and Development (IJTRD) 15<sup>th</sup> March 2017.
2. M.Abdul Kader Riyaz, S.ArunJeyakumar, M.AbdulHameedSharik, A.Tamilarasi, "Graphene Coated LED based Automatic Street Lighting System using Arduino Microcontroller" IEEE International Conference on Power, Control, Signals and Instrumentation Engineering (ICPSCI-2017).
3. Okrah. S.K, Williams. E.A, Kumassah.F, "Design and Implementation of Automatic Headlight Dimmer for Vehicles using Light Dependent Resistor (LDR) Sensor" International Journal of Emerging Technology and Innovative Engineering Volume 2, Issue 4, April 2016.
4. G.M. Pushpanjali, P.S. Mali, and R.R. Naman, "Automatic Headlight Dipper with Respect to Upcoming Vehicles" Response International Journal on Emerging Technologies (Special Issue on ICRIET-2016).
5. SanalMalhotra, Shiv Taneja, "Automatic Brightness Control Using LDR Sensors" Advanced Research in Electrical and Electronic Engineering Volume 1, Number 2 (2014).
6. SaksheeSrivastava, "Automatic Street Lights" Advance in Electronic and Electric Engineering. Volume 3, Number 5 (2013).
7. B. K. Subramanyam, K. Bhaskar Reddy, P. Ajay Kumar Reddy, "Design and Development of Intelligent Wireless Street Light Control and Monitoring System Along With GUI" International Journal of Engineering Research and Applications (IJERA) Vol. 3, Issue 4, Jul-Aug 2013.
8. Chitradeep Sarma, Ankita Gupta, Abhinav Singh, Indrani Bhattacharjee, Abhilash Mohanta, "Limitations of Probable Vehicle Headlight Technologies – A Critical Review" 3rd International Conference on Materials and Manufacturing Engineering 2018 IOP Publishing.
9. Ghassan Maan Salim, Hashimah Ismail, Niranjana Debnath, A.Nadya "Optimal Light Power Consumption Using LDR Sensor", 2015 IEEE International Symposium on Robotics and Intelligent Sensors (IEEE IRIS2015).
10. Rodrigo Cassio de Barros, Joao Marcus Soares Callegari, Dayane do Carmo Mendonc, "Low-Cost Solar Irradiance Meter using LDR Sensors" 13th IEEE International Conference on Industry Applications-2018.
11. Kavita A. Bajaj, Tushar S, "Mote Review on Intelligent Street Lightening System" International Journal of Science and Research (IJSR) Volume 4 Issue 2, February 2015.
12. AmanSingha, "Automatic Street Lights" International Journal of Advanced Research in Engineering & Management (IJAREM) Volume 01 Issue 08, November 2015.
13. KaziMahtabKadir, Md. SalehForhad, Mahran Muhammad Fadlullah, NiamulQuader, Md. MasudurRahman AI-Arif, Maruf Ahmed Dhali, "Energy Saving by Automatic Control of Power in Simple Home Appliances" 2011 IEEE.
14. Gourab Das, "An intelligent method for optimizing the street-light-intensity" 2018 IEEE.
15. KajalRamchandraMandave, SnehalPrakash Mane, DhananjayVinayakGovande and AmolAnnapaKempwade, "Automatic Street Light control", International Journal For Research In Emerging Science and Technology, Vol-3, Issue-4, Apr-2016.
16. [K.H.S.D.Abhishek and K.Srikanth, "Design Smart Street Lighting System," International Journal of Advances in Engineering, 2015.
17. SN Ilakkiya, M Ilamathi, J Jayadharani, RL Jeniba and C Gokilavani "A survey on recent trends and applications in embedded system" International Journal of Applied Research (2016).