

# Interconnecting Large PV Systems That Interconnect Using PV Inverters

A.V.V. Sudhakar, B. Sathyavani, D. Rajababu

**ABSTRACT:** This paper is in fact focused on selections in, evaluating, as well as reducing the effects of big utility-scale PV devices (often 1-- 5 MW in size) that are actually adjoined to the circulation system. This analysis study analyzes the concerns energies possess when adjacent massive PV systems that join making use of PV inverters (a particulars method of regularity converters). Additionally, a significant volume of abilities of PV inverters are really specified that might be actually implemented to minimize the flow system-level outcomes of high-penetration PV mix.

**Index Terms :** inverters, pv systems, VSI

## I. INTRODUCTION

Inverter can be broadly sorted into styles. First solitary phase inverter in addition to 2nd three duration inverter. Likewise may be pinpointed depending on the type of the resource of the eating to voltage source inverters (VSI) and also present source inverters (CSI).

3 phase inverters are usually used for high power procedures. 3 signal time period fifty percent or full hyperlink may be actually linked a three time period output can be secured coming from a plan of 6 transistors two kinds of the management signs may be put on the transistors gear box and even gear box. The gear box has much better usage of the buttons and is actually the suggested strategy.

There are really a number of operator bodies make use of in the inverter controller including Proportional-Integral operator (Private Detective driver), Loved one, Important, and Gotten (PID controller) and also unclear logic.

The advised of P.i. operator is to increase the functionality of the soft converted inverter. The commitment proportion of the inverter is actually taken care of through PI controller. To give ideal capability whatsoever operating afflictions of the device Private investigator driver is cultivated to regulate the obligation ratio of the inverter.

The PID operator protocol requires 3 separate constant standards, in addition to is actually as important sometimes mobile phoned 3 expression administration: the balanced, the vital and additionally acquired market values, represented P, I, in addition to D. Basically, these market price may be converted in relation to time: P depends upon the here and now inaccuracy, I on the buildup of previous errors, and also D is in fact a prophecy of possible errors, based upon present expense of modification [4] The heavy total amount of these 3 actions is really taken advantage of to change the operation through a command variable like the setting of a management valve, a damper, or even the energy provided to a heat unit.

The unclear reasoning controller is actually a management unit based on foggy logic a mathematical system that studies analog input worths in relations to sensible variables that deal with recurring values between 0 and also 1, in evaluation to classic or perhaps electronic reasoning, which operates on discrete market price of either 1 or even 0 (precise or deceiving, specifically) [3] The generator is in fact a device which develops varying electricity. It is a sort of power generators which transforms energy into electric energy. It is actually furthermore referred to as concurrent power generator (SG). Simultaneous tools feature alternators as well as additionally electric motors which carry out at a continual speed in coincidence along with the alternating present source to which is really hooked up. An alternator is actually a tools which has a fixed conductor unit telephoned stator and also a rotating location body telephoned rotor. The setup is incredibly useful to acquire significant streams at high streams from static terminals.

Simultaneous maker has set of specialized components; a blades and also a stator. There are actually furthermore have 2 electric components to the manufacturer; a field source along with an armature powerful winding. These necessary principles of an electric equipment believe that those for a DC equipment, with one remarkable variant. The business source of a concurrent unit does the blades, the armature tough blowing winding of a synchronous device gets on the stator. Like DC creators, the field source builds a magnetic intensity the armature blasting winding possesses really an existing caused in it due to the region. Additionally like DC gadgets, the sector may be developed taking advantage of either a place blowing winding or by using enduring magnetics. Irreparable magnet (PM) tools prevail in tiny measurements, whilst huge makers are really generally aided create with region windings. Lasting magnetic (PM) synchronised power motors are actually extensively made use of in reduced and mid power requests including pc digressive tools, robotics and flexible velocity travels.

Within this particular duty, advise an administration strategy based on the synchronverter present day technology. Controller is in fact performed as synchronverter, which are actually mathematically equivalent to the typical concurrent electric power generators. The rotor-side converter is in charge of always keeping the DC link existing and also the heaps edge converter. The strong strategies coincide, merely the specialized energy traded in addition to the mover (or maybe along with the technological lots, probably) is changed along with the energy traded together with the DC bus. It has been referred to as such an inverter (including the filter inductors as well as capacitors) and also the connected controller a synchronverter.

**Revised Manuscript Received on July 05, 2019.**

**A.V.V. Sudhakar**, Associate Professor. Department of EEE, S R Engineering College, India

**B. Sathyavani**, Assistant Professor. Department of EEE, S R Engineering College, India

**D. Rajababu**, Associate Professor. Department of EEE, S R Engineering College, India



# Interconnecting Large Pv Systems That Interconnect Using Pv Inverters

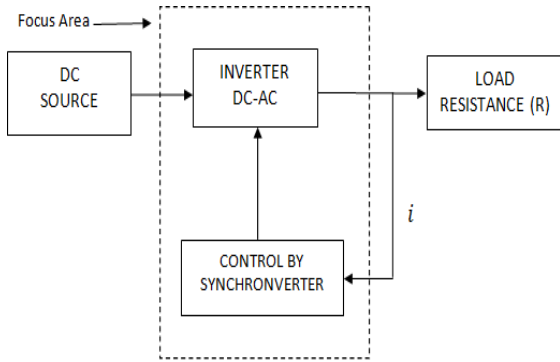


Figure 1: Block diagram

## II. STATEMENT OF PROBLEM

Inverters are made use of in lots of uses in electrical power devices. Electrical power digital gadgets and also machine disks sectors required DC-AC makeover in example, electrical motor control in addition to renewable energy where the DC resource are actually visiting be in fact transformed to A/C result to match the motor score. The cost of the Cooling may be regulated via moderating the end result current regularity and likewise amplitude. Therefore this DC-AC inverter is really made to achieve these tasks. The vital concern within this project is actually how to regulate the inverter in circulated electrical power creation. There are actually set of substitutes. The fairly 1st resides in reality to restore the entire electrical power tool besides customize the methods it is actually run (e.g., developed fast interaction set in between energy electrical generators aside from possibly core control) as well as the 2nd is actually truly to uncover a procedure to ensure these inverters could be combined in to the existing body system and also work in a similar way as synchronous electric power generators. When the inverters gotten in touch with the loads, the synchronverter is going to be management on the present and likewise electrical power development as been actually truly wished.

## III. SINUSOIDALPWMDEVELOPMENT

The sinusoidal pulse-width inflection (SPWM) procedure produces a sinusoidal waveform through filtering system an outcome pulse waveform with differing measurements. A greater modifying frequency activates a far much better filtered sinusoidal result waveform. The popular outcome current is in fact completed through differing the frequency and additionally bigness of a recommendation or even regulating present.

Variations in the amplitude along with sameness of the promo current change the pulse-width styles of the outcome current however consistently preserve the sinusoidal inflection. A low-frequency sinusoidal modulating sign is really matched up to a more significant- sameness cuneate indicator, which is in fact called the company warning. The transforming standing is actually changed when the sine waveform combines the cuneate waveform. The passing through positionings spot the adjustable transforming attend between condition.

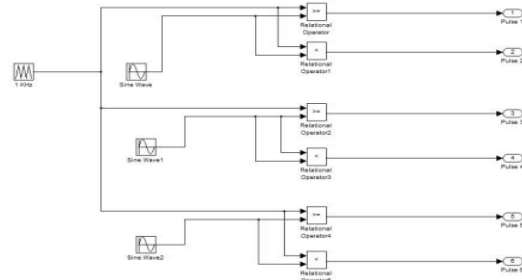


Figure 2. SPWM Control Signal Generation

Three-phase SPWM, a cuneate existing waveform is really compared to 3 sinusoidal surveillance currents, which are actually 120° away from phase together with each other as well as the family member volumes of the waveforms reside in truth took advantage of to deal with the modifying of the devices in each period smaller lower leg of the inverter. SPWM is in fact frequently taken advantage of in treatments like electric power electric motor fee demand, converters, audio amps, and more.

## IV. SIMULATION RESULTS

The efficiency of thought about VSI is really substitute on MATLAB as well as likewise the simulink design is in fact gotten Fig 3. The major target of this particular specific task is to create the gate pulses for the thyristors taken advantage of in the VSI. Eviction rhythms are really created because of the SPWM technique. Within this certain treatment a cuneate surge is in fact compared with the 3 time period sinusoidal rise.

### A.SPWMATLAB Simulation



Figure 3. Three- Phase VSI Simulink Model

### B. Three Phase Sinusoidal PWM Output

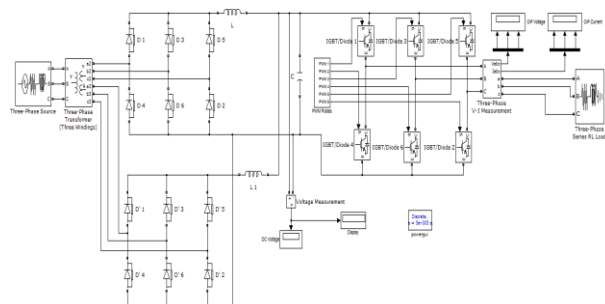


Figure 4. Gate Signals



Load	Carrier frequency	1 KHz	3 KHz	7 KHz	11 KHz	13 KHz
R-L Load (1 KW at 0.85 P.F.)	THD	4.30 %	2.03	1.94 %	1.48 %	1.43 %
	Current	0.3808	0.39	0.3973	0.3926	0.3935
R-L Load (3 KW at 0.85 P.F.)	THD	4.29 %	2.04 %	1.95 %	1.48 %	1.41 %
	Current	1.028	1.048	1.068	1.055	1.068
R-L Load (5 KW at 0.85 P.F.)	THD	4.29 %	2.05 %	1.96 %	1.48 %	1.39 %
	Current	1.586	1.607	1.638	1.618	1.622
R-L Load (7 KW at 0.85 P.F.)	THD	4.28 %	2.06 %	1.97 %	1.48 %	1.37 %
	Current	2.063	2.073	2.0118	2.092	2.098

Figure 5. Output Current at 13 KHZ Carrier Frequency for 3CyclesFFT Analysis

- Modern Energy Electronic Gadgets and also A/c Steers, with Bimal K. Bose. Prentice Place Publishers, 2001

#### IV. CONCLUSION AND FUTUREWORK

The similarity end results are in fact reviewed as well as likewise evaluated via detailing the outcome accordant spheres of several outcome Streams, and also calculating their Total Accordant False Impression (THD) whose evaluation is in fact presented in above dining table. Tthe THD for the outcome existing decreases along with rise in the business regularity up-to thirteen KHz. So it is in fact finished that this style is really successfully reputable for the supplier regularity in the stable of 11-13 KHz. This newspaper revealed the issues electricals have when relating substantial PV devices that adjoin making use of PV inverters (a particular use of uniformity converters).

#### REFERENCES

- G. R. Passerby, P. C. Sernia, "Cascaded DC-DC converter partnership of photovoltaic or pv components," Electrical power Electronic Equipments Specialists Workshop, 2002. pesc 02. 2002 IEEE 33rd Yearly, vol.1, no., pp. 24- 29 vol.1, 2002.
- Rong-Jong Wai, Chung-You Lin, Rou-Yong Duan, Yung-Ruei Chang, "High-Efficiency Electrical Power Purchase Body for Kilowatt- Level Stand-Alone Manufacturing Unit Along With Low Input Current," Industrial Electronic Equipments, IEEE Purchases on, vol.55, no. 10, pp. 3702- 3714, Oct. 2008.
- Viranchi Pandya, A. K. Agarwala, "Tilted PV tiny inverter together with set apart result", 2012 IEEE.
- R. W. Erickson, A. P. Rogers, "A Microinverter for Property-Integrated Photovoltaics," Applied Energy Electronic devices Workshop in addition to Discussion, 2009. APEC 2009. Twenty-Fourth Yearly IEEE, vol., no., pp.911-917, 15-19 Feb. 2009.
- K.V. Kumar, P.A. Michael, J.P. John and also S.S. Kumar July 2010, "Likeness as well as additionally Evaluation of SPWM and also SVPWM command for 3 Phase Inverter," Asian Research Study Post System, Vol. 5, No. 7, pp. 61-74.
- J. A. Houldsworth as well as additionally D. A. Offer, "Using accordant misinterpretation to improve the result stream of a three-phase PWM inverter," IEEE Trans. Ind. Applicat., vol. Twenty, pp. 1224-- 1228, Sept./ Oct. 1984.
- M. Depenbrock, "Pulsewidth command of a 3-phase inverter along with nonsinusoidal time period streams," in Proc. IEEE-IAS Int. Semiconductor Electrical Power Purchase Conf., Orlando, FL, 1975, pp. 389-- 398.

