

Synthesis of Phosphorylated Poly(Vinyl Alcohol) and Sulphonated Graphene Oxide Membrane Applied in MFC for Power Generation and COD Removal

Snehal Dawkhar, Salim Attar, Satish Rikame

Abstract In this study, the partially PPVA and SGO membrane was prepared which was characterized by chemical, structural and thermal properties. Evaluated properties showed good proton conductivity(PC), Ion exchange capacity(IEC)and higher water uptake. The prepared membrane was employed in dual chamber microbial fuel cell (MFC). By calculating the production voltage and the reduction rate of COD the performance of MFC was studied where the results showed power density of 561.1 mW/m² and COD removal of 78.8% which implies its application in an electrochemical device.

Keywords: PPVA-SGO, MFC, COD removal

I. INTRODUCTION

Microbial Fuel Cell (MFC) is amongst the best technology where it is an bioelectrochemical device which is useful for converting chemical energies to electrical energies with the help of microorganisms for energy production and wastewater treatment. [1,2]In this research, an dual-chamber MFC is used where prepared proton exchange membrane (PEM) is positioned in the middle of the partition of these two compartments for allowance of the protons to pass from anode to cathode chamber.[3] Various PEM are used nowadays but due to high cost and low stability under certain conditions shows limited applications, thus organic-inorganic composites of polymer are in much demand which could provide better mechanical and thermal stability. [4] Graphene oxide (GO) is the most promising nanomaterials, which is used for preparing unique membranes[5]. Moreover, the thickness of the GO membrane can be simply accustomed by various GO layers [6,7]

Revised Manuscript Received July 05, 2019

Snehal A Dawkhar, Department of Chemical Engineering, Bharati Vidyapeeth (Deemed to be) University, College of Engineering, Pune, India.

Salim J Attar, Department of Chemical Engineering, Bharati Vidyapeeth (Deemed to be) University, College of Engineering, Pune, India.

Satish S Rikame, Department of Chemical Engineering, K. K. Wagh Polytechnic, Nashik, India.

Polyvinyl alcohol is vital polymers as it have worthy mechanical and thermal properties. It also provides nice chemical resistance, film developing ability, and available at low cost. [8,9]It also provides good tensile strength, water uptake and flexibility. In this research, an innovative approach for fabrication of PEM using Phosphorylated PVA and sulfonated graphene oxide (SGO) was stated. The PPVA solution was dispersed with SGO and the achieved mixture was used to fabricate the thin film membrane by solution casting method. This research displays cross-links for enhancing the properties like chemical bonds, thermal and mechanical stabilities of membrane, this is achieved due to functionalizing both, organic and inorganic compounds.

II. MATERIALS

Polyvinyl alcohol (PVA) and Phosphoric acid (0.1-0.5M) for phosphorylation. 25% aq. Solution of Glutaraldehyde and 97% of chlorosulfonic acid for sulfonation. Graphene oxide (GO), phosphoric acid, hydrogen peroxide, sulphuric acid, methanol, NaCl etc. of AR grade and used with suitable purification. The milli-Q water in all experiments was used.

III. METHODOLOGY

Partly phosphorylated polyvinyl alcohol (PPVA) is achieved by a mix of Polyvinyl alcohol (6.6 g), phosphoric acid (PA) of 0.1–0.6 M and water (25 mL). In the meantime, with constant stirring at 80°C the refluxing process was carried out. The GO from natural graphite was made by the modified Hummer's process.[10] This synthesized graphene oxide was improved according to the stated method for preparation of SGO with sulfanilic acid aryl diazonium salt.[11]. This mechanism comprises the homolytic division of dinitrogen from the diazonium salt thus leads to the formation of aryl radical which fixes to the graphene surface via C–C covalent bond.[12]. The prepared SGO was dispersed in PPVA mixture with continuous stirring and slightly heating. The membrane was then prepared by casting method on round plate and vacuum dried for 24 hrs. For sludge preparation 200 mL of anaerobic sludge was injected in the anode chamber[13] with 2 g/L glucose having 2000mg/L COD the medium was prepared of pH 6.8 to 7.2. Potassium permanganate (KMnO₄) of



Synthesis of Phosphorylated Poly(vinyl alcohol) and Sulphonated Graphene Oxide membrane applied in MFC for power generation and COD removal

0.2 g/L concentration was added to the cathodic chamber for enhancing the decline of H⁺ ions [14]

IV. RESULTS AND DISCUSSION

A. Ion-exchange capacity (IEC)

For prepared membrane the IEC evaluated is mentioned in Table 1. The acidic groups like sulphuric acid -SO₃H and phosphoric acid -PO₃H₂ boosts proton conductivity and thus the increase in the IEC of the membrane [15]

Table 1: Evaluated properties of prepared PPVA-SGO membrane water uptake, Swelling area and IEC

Membrane	Water uptake, %	Swelling Area %	IEC
PPVA-SGO	124	59.5	1.86 meq/g

B. Water uptake and swelling degree

Water shows a chief role in proton conduction in PEMs as it permits the transfer of proton by giving proton medium, creating networks of hydrogen-bond, and separating conducting groups. However, additional water uptake may decay its mechanical stability, and its performance. The water uptake determined for PPVA-SGO was 124% this could be due to the presence of acidic groups of sulphuric acid -SO₃H and phosphoric acid -PO₃H₂ as both have higher attraction towards the hydration. As higher water uptake will show higher area swelling thus for PPVA-SGO membrane showed 59.5% of swelling degree mentioned in Table 1.

C. Proton conductivity

For studying the performance measuring proton conductivity at 27°C and 50°C with relative humidity of 50% of synthesized PPVA-SGO membrane by EIS was done. The proton conductivities of synthesized PPVA-SGO membrane are stated in Table. 2. The presence of acidic groups - SO₃H and -PO₃H₂ was responsible for transfer of proton [16-18].

Table 2: Evaluated Proton Conductivity (PC) in S/cm of PPVA-SGO membrane at 50% relative humidity

D. Thermo-gravimetric analysis (TGA)

The prepared membrane was inspected for the thermal stability with a 100 C/min heating rate under dry air by TGA. The thermograph of PPVA-SGO membrane is presented in Figure 1. The membrane was found to be stable thermally up to 220°C. Several weight loss steps are analyzed in the TGA graph. The water absorbed by the membrane causes better strength of membrane and also due to link with acidic groups of -SO₃H and -PO₃H₂.

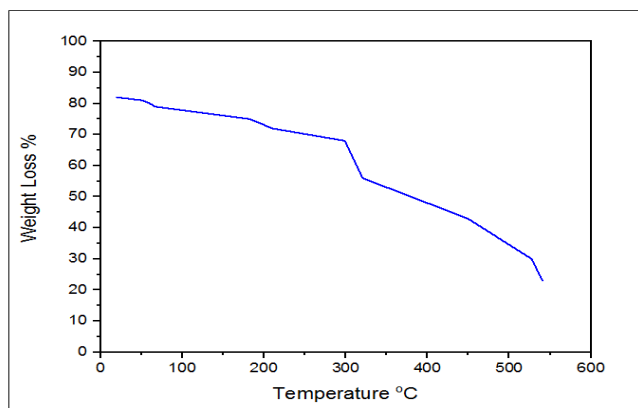


Figure 1: TGA curve for PPVA-SGO membrane

E. Scanning electron microscope (SEM)

By conducting SEM analysis the morphological structure of PPVA-SGO membrane was characterized as presented in Figure. 2. The membrane was found to be blackish in color. Scanning electron microscope image exposed black spots on the surface due to the phosphonic acid impregnation into membrane.




Figure 2: SEM Image for PPVA-SGO membrane

F. XRD

In this XRD technique the resultant crystal-like, the chain packing and events of the membranes was tested shown in Figure 3. A peak for GO was observed at 9.80° (2θ) with an basal spacing of 0.89 nm. The d-value evaluated for membrane was 0.45 and 0.39 nm for the sulfonated peaks in the range 2θ = 2 to 15°.

Membrane	PC at 27 °C	PC at 50 °C
PPVA-SGO	9.8 x 10 ⁻²	13.4 x 10 ⁻²

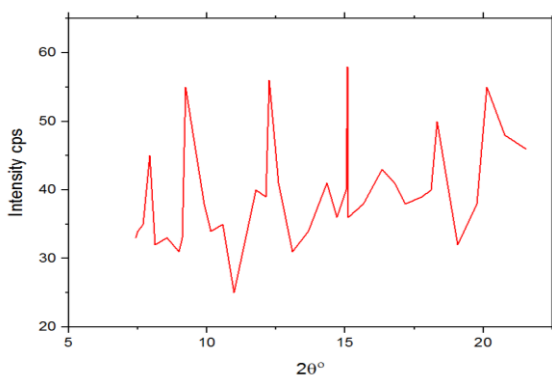


Figure 3. XRD curve for PPVA-SGO membrane

G. MFC performance:

For power generation the performance of MFC was considered. The obtained polarization curve for prepared membrane is presented in Figure 4. The extreme power density produced for synthesized PPVA-SGO membrane was found to be 561.1 mW/m² for 200 Ω. In anode compartment due to the degradation of organics the protons and electrons are formed. The 2000 mg/L initial COD in anode chamber of substrate and at the end of MFC experiment was 78.8% COD reduction was noted. This is recognized due to the H⁺ transport across PPVA-SGO membrane and even enhancement in water uptake and IEC.

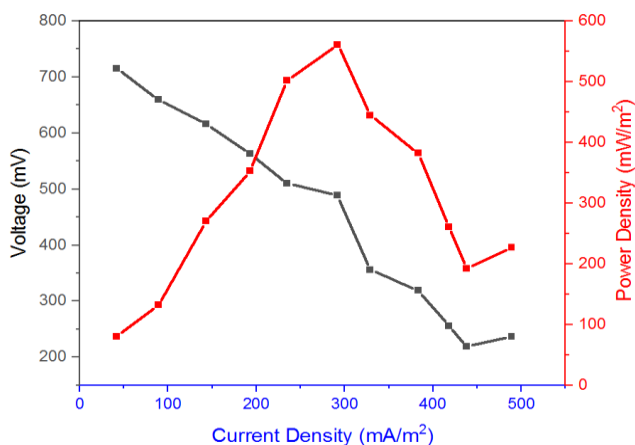


Figure 4: Polarization Curve for PPVA-SGO membrane

V. CONCLUSION

The use of synthesized PPVA-SGO membrane for producing power was achievable in MFCs. The synthesized PPVA-SGO membrane demonstrates the enhanced efficiency due to addition of acidic groups - SO₃H and - PO₃H₂. This enhanced performance is studied by properties like conductivity of proton, IEC, swelling degree, water uptake and thermal strength. For MFC efficiency the detected power density was 561.1 mW/m². Also the study shows higher COD deduction of 78.8%. Herein, all the assessed results of PPVA-SGO membrane prove its uses in electrochemical devices. On the other hand extra

research is essential for commercializing the PPVA-SGO membranes.

REFERENCES

1. L. P. Fan, L. L. Zhang, A Signal-on Electrochemiluminescence Immunosensor for Detecting Alpha Fetoprotein Using Gold Nanoparticle Graphite-Like Carbon Nitride Nanocomposite as Signal Probe, *Int. J. Electrochem. Sci.*, 12 (2017) 699.
2. R. Kumar, L. Singh, Z. A. Wahid, *Renew Sustain Energy Rev.*, 56(2016):1322.
3. M. Rahimnejad, G. Bakeri, M. Ghasemi, A. Zirepoura, A review on the role of proton exchange membrane on the performance of microbial fuel cell *Polym. Adv. Technol.*, 25 (2014) 1426.
4. SGahlot.,; P. P Sharma.,; V. Kulshrestha.,; P. K Jha., SGO/SPES-based highly conducting polymer electrolyte membranes for fuel Cell application. *ACS Appl. Mater. Interfaces* 2014, 6, 5595-5601
5. R. Joshi, S. Alwarappan, M. Yoshimura, V. Sahajwalla, Y. Nishina, Graphene oxide: the new membrane material, *Applied Materials Today*, 1 (2015) 1-12
6. S. Zheng, B. Mi, Emerging investigators series: silica-crosslinked graphene oxide membrane and its unique capability in removing neutral organic molecules from water, *Environmental Science: Water Research & Technology*, 2 (2016) 717-725.
7. J. Liu, T. Zhao, Z. Liang, R. Chen, Effect of membrane thickness on the performance and efficiency of passive direct methanol fuel cells, *J. Power Sources*, 153 (2006) 61-67.
8. R. Q. Fu.,; L. Hon.,; J. Y. Lee, Membrane design for direct ethanol fuel cells: a hybrid proton-conducting interpenetrating polymer network, *Fuel Cells* 2008, 8, 52-61.
9. C. W. Lin.,; Y. F. Huang.,; A. M. Kannan, Semi-interpenetrating network based on cross-linked poly(vinyl alcohol) and poly(styrene sulfonic acid-co-maleic anhydride) as proton exchange fuel cell membranes, *Journal of Power Sources* 2007, 164, 449-456.
10. W. Hummers.,; R. Offeman., Preparation of graphitic oxide., *Journal of American Chem. Soc* 1958, 80, 1339-1339
11. Y. Si.,; E. T. Samulski, Synthesis of water soluble graphene. *Nano Letters*. 2008, 8, 1679-1682
12. G. Schmidt.,; S. Gallon.,; S. Esnouf.,; J. P. Bourgoin.,; P. Chenevier, Mechanism of the coupling of diazonium to single-walled carbon nanotubes and its consequences. *Chemistry European Journal* 2009, 15, 2101-2110
13. S. Rikame, A. Mungray, A. K. Mungray, Electricity generation from acidogenic food waste leachate using dual chamber mediator less microbial fuel cell, *International Biodeterioration & Biodegradation*, 75 (2012) 131-137.
14. P. Singhvi, M. Chhabra, *Journal of Bioremediation and Biodegradation* 4 (2013) 1.
15. K. Hinokuma, M. Ata, Proton conduction in polyhydroxyhydrogensulfated fullerenes, *Journal of The Electrochemical Society*, 150 (2003) A112-A116.
16. T. A. Zawodzinski Jr., S. Gottesfeld, S. Shoichet, T. J. McCarthy, The contact angle between water and the surface of perfluoro-sulphonic acid membranes, *Journal of Applied Electrochemistry*, 23 (1993) 86-88.
17. J. Wegener, A. Kaltbeitzel, R. Graf, M. Klapper, K. M. Allen, Proton conductivity in doped Aluminum phosphate sponges, *ChemSusChem*, 7 (2014) 1148 - 1154.
18. S. Fujita, A. Koiwai, M. Kawasumi, S. Inagaki, Enhancement of proton transport by high densification of sulfonic acid groups in highly ordered mesoporous silica, *Chemistry of Materials*, 25(2013) 1584 - 1591.

Synthesis of Phosphorylated Poly(vinyl alcohol) and Sulphonated Graphene Oxide membrane applied in MFC for power generation and COD removal

AUTHORS PROFILE



Ms. Snehal A Dawkhar, Student at Bharati Vidyapeeth (Deemed to be University), College of Engineering, Pune, Educational Qualification B.E., M. Tech Chemical Engineering



Dr. Salim J Attar, Professor at Bharati Vidyapeeth (Deemed to be University), College of Engineering, Pune, Educational Qualification M. Tech, PhD Chemical Engineering.



Dr. Satish S Rikame, Lecturer at K K Wagh Polytechnic, Nashik. Educational Qualification M. Chem, PhD Chemical Engineering