

# A Computational Intelligence Paradigm with Human Computer Interface Learning

Kiran J Waghmare, Reeja S R

**Abstract:** *The cognitive Science is the leading technology which works on the principle of Neuroscience. Human Computer Interface is a challenging approach in neurosciences, which is the leading method to handle the brain activities to control external communications with the electronic devices for physically challenged human beings. The various HCI applications are developed with this advance technology. This helps in various patients which are physically challenged or facing the lock in syndrome, a condition where limbs are not functioning to full extent. Therefore, this paper is the review paper to the various EEG signal classification techniques using different taxonomy with techniques like linear, nonlinear, stable-ubstable, static-discriminant to design various HCI applications.*

**Keywords :** *Human Computer Interface; learning; brain activity; signal pattern; classification;*

## I. INTRODUCTION

The rapid growth in Cognitive Science is the interdisciplinary study of mind and intelligence termed as Neuroscience. Technically, the study of neuroscience combined with Computer Engineering created innovative neurotechnology called as Human Computer Interface (HCI). HCI is a revolutionary technology involving communication system to external environment using brain control activity[8]. This paper discusses the HCI systems with rhythmic pattern recognition and their challenges with learning models.

### A. Human Computer Interface

Human-Computer Interface (HCI) is a bidirectional communication route between brain activities and devices connected externally without outlaying any neurological dependency [5]. Therefore it is also termed as Man Machine Interface. In today's date, Human-Computer Interface has many applications reached beyond medical applications like, Neuro based Smart environment, Neuromarketing and advertising, self-regulation, games and entertainment etc. It is used to enhance, improve, the skill of different people working in different areas, or it can be used as a research tool.[3]. Therefore in order to control various HCI applications with control over external devices,

different signal patterns can be generated to translate the commands over external devices. It means that the HCI science achieving the heights not only as a communication tool for many physically challenged people to perform their day to day activities, but also capturing more attention towards rehabilitation of people. Even though, the number of HCI challenges are to be solved by research experts or scientist.[6] However, some of the real world challenges in HCI are listed below:

- *Reduced signal strength in HCI:* The Human signal patterns are highly variable. Therefore, the high erroneous rate is expected at acquired signal.
- *Reduced bandwidth during data transfer:* The get the accurate control over application, high data transfer rate is required for fast response
- *Error rate inclined to increase:* Due to condensed signal communication frequency and the reduced bandwidth with weaker data transfer rate strength, error probability always increases.
- *Classification of Signal inaccurately:* The accurate signal classification depends upon signal acquisition method captured from the electrodes. The accuracy of classification completely varies from various learning models algorithms.

In order to understand the HCI Human signal patterns communications through the Human activities, the electrodes can be placed in different methods i.e., Invasive BCI, Partially Invasive BCI and Non-Invasive BCI[1] as depicted in the following figure 1[5][12]

**Revised Manuscript Received on December 15, 2019.**

**Kiran Waghmare**, Assistant professor, Department of Computer Engineering, Don Bosco College of Engineering, Goa.

**Dr Reeja S R**, PhD Visvesvaraya Technological University, Karnataka, RNSIT Bangalore

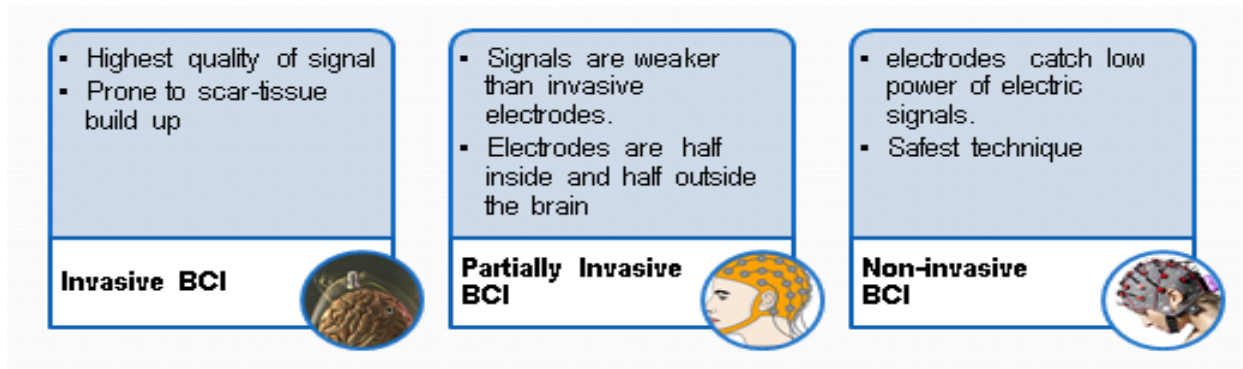
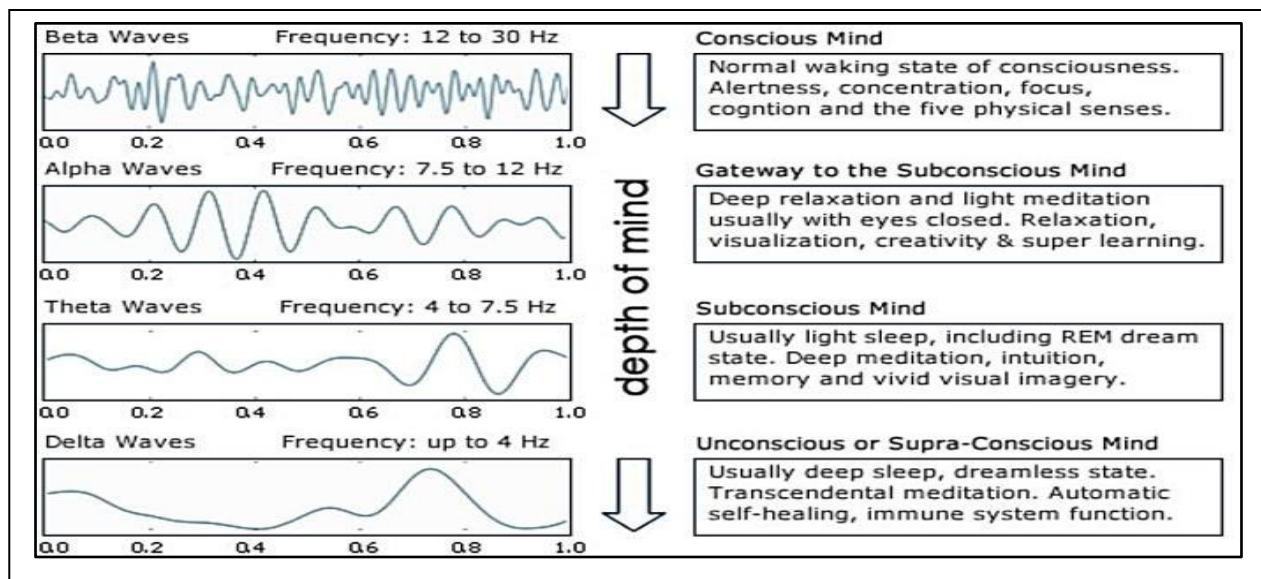


Fig. 1.Types of HCI for Signal Acquisition

**B. Rhythmic Patterns Recognition of Acquired Signal**

The neuron activities in Human are the responsible factor for communication through thoughts, emotions and behavior. They produced electronic pulses from neurons mass communication with each other. These electrical activity are detected with the help of electrodes placed in Invasive , partially invasive and non-invasive type of HCI.

These electrical activity is display as different signal patterns from higher to lower frequency range as shown in given figure2.These signal patterns are measured in electronic Human wave signal patterns [2][3]called as Electroencephalography (EEG) [10]. EEG can be interpreted by various Human wave signals i.e., Delta waves , Theta waves, Beta Waves and Alpha waves.[11][7]



**II. HUMAN COMPUTER INTERFACE MATHEMATICAL MODEL**

The Basic working model for HCI applications generally consist of 3 module i.e., Signal Acquisition (Input to HCI System), Signal Processing and Resultant Classifiers commands for HCI application(Output to HCI system )

- Module 1: Signal Acquisition:** Basically it is a input to the system, which may be in the form of Invasive, Partially invasive or non-Invasive Human activity signal captured from the scalp from several neurons activity. This is a low frequency band signal, hence required to be amplified. Then it can be used as input in digitized form[10].

- Module 2: Signal Processing:** The input signal obtained from module 1 contains noise, therefore to analyse

the signal various operations are required like., Pre-processing, Feature Extraction and Classification.

- a) **Pre-processing:** The obtained signal is a raw EEG signal required to apply filters, Due to this clear detection of feature is possible .

- b) **Feature Extraction:** By applying filters different features can be detected, it is easy to identify the required specific features for analyse and remove the unwanted signal specification, which may direct to wrong results.

- c) **Classification:** Once the required feature are obtained , then apply the classification and translation algorithms based on HCI application. The EEG signal patterns can be classified based on various classifiers like frequency, shape, time period etc[34][28].

- Module 3: Resultant Classifier:** As a result of classification the HCI applications output can be manipulated from the classifier result.

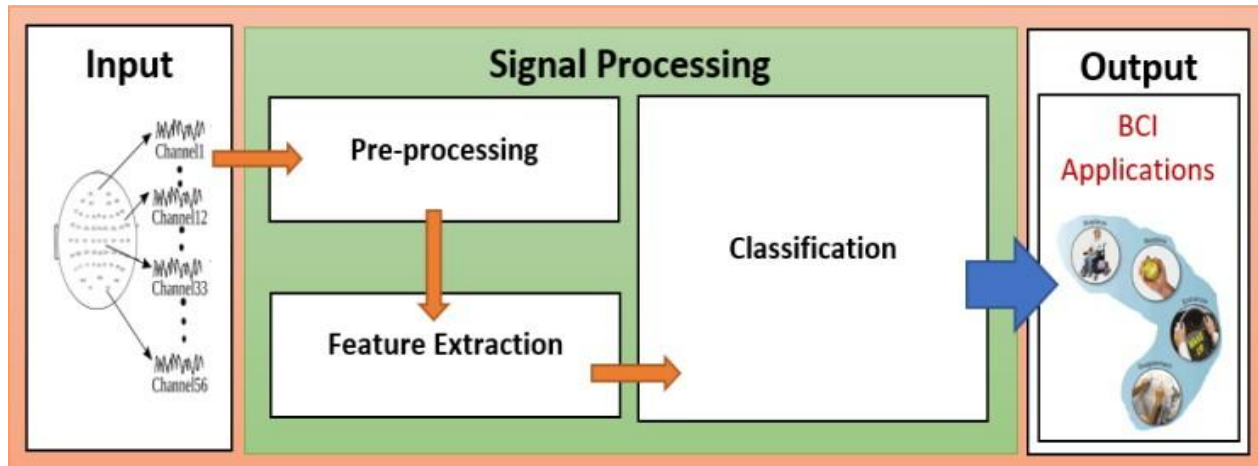


Fig. 3. Mathematical Model for Human Computer Interface

### III. MATERIAL AND METHODOLOGY

HCI application decides the input signal patterns and the classification algorithm to be used for various applications.[15].To run the HCI application proper training of classifier to recognize most relevant features which leads to best classifier result is must. Otherwise it may lead to time variation of EEG signal patterns and may arise various HCI challenges in Classification as follows:[33][34].

A. *The Curse of dimensionality*: The phenomena that arise while handling the data in high dimensional spaces that do not occur in low dimensional setting .[26] The number of records that needed to describe requires dimensionality to be increase exponentially [9]. The common challenge in HCI application is to increase the dimensionality with small datasets.

B. *Time Variance in EEG signal*: As the bandwidth of

Human signal patterns varies from time to time, which results into various Humanwave signal pattern generation. These signal varies from peson to peson , time to time, task to task and application to application. otte et al. (2007) lists a range of approaches that have been used differently to handle the issues like combining time segments differently and for different combinations too[27].

C. *Bias-Variance Dilemma*: Noise is an irreducible error in HCI System, Bias represents deviation between the actual and estimated mapping, which relies on the selection of classification algorithm and variance imitates the sensitivity of the training set.[9] Therefore to reduce the error involved in classification, bias and variance must be less[26].

D. *Non-stationary Dataset*: As EEG signal varies from time to time and session to session features of Human signal pattern becomes non stationary[9]

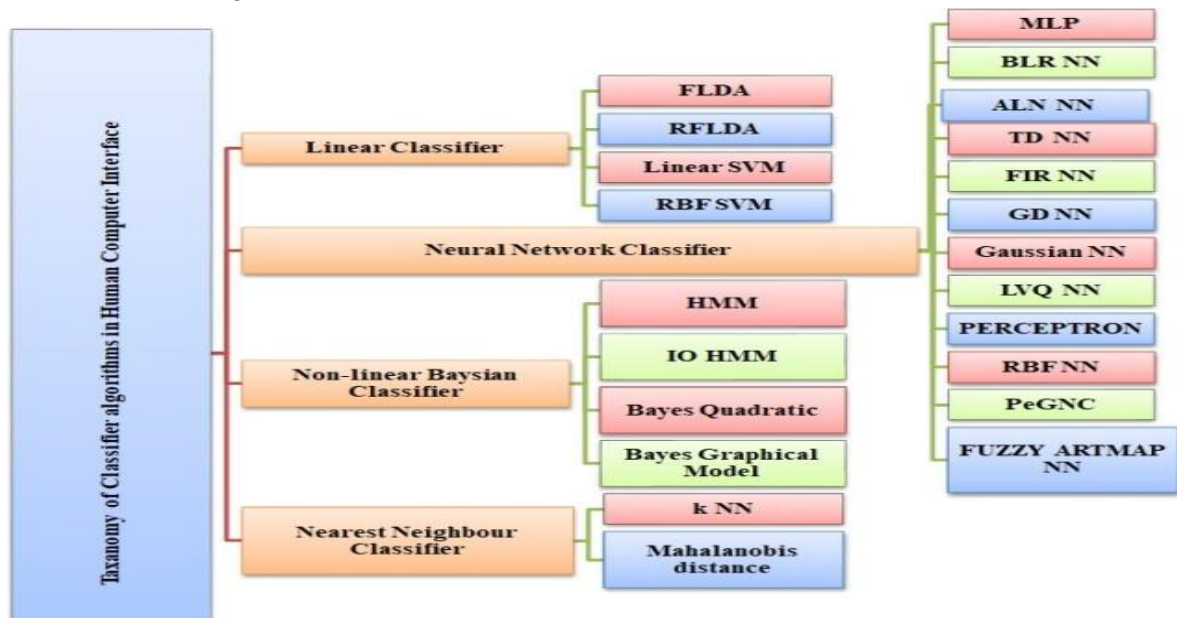


Fig. 4. Taxonomy diagram for Human Computer Interface Algorithms

The classification attempts to generate the output commands to execute the output of HCI application. The various classification algorithms are classified on the basis of various classifier properties as follows:

▪ *Linear Classifier Algorithms*: The functions used in a algorithms are Fisher’s and Regularized Fishers Linear

Discriminant Analysis (FLDA) and (RFLDA) for multiclass problems.[12,13] The most popular linear classifier is Support Vector Machine (SVM) due to various advantages[26].

▪ However, the selected hyperplane also maximize the margins to increase the training dataset point. whereas Gaussian or Radial Basis Function SVM (RBF SVM)[40,41].

▪ *Neural Network Classifier Algorithms:* Neural Network Classifier is a linear classifier but generation of nonlinear decision boundaries is the general principal of several artificial neurons[31]. The most popular Neural Network algorithm is Multilayer perceptron.[33]. It consist of several neuron layers, more than 1 hidden layers and one output layer.[49]. Therefore Multilayer Perceptron is also known as Perceptron which can deliver a linear, discriminant, static and stable features. Beside Perceptron many other Neural Network classifier algorithms are used like,(LVQ, Neural Network FIRNN, TDNN, GDNN, RBF BLRN, etc.  
 Non-linear Bayesian Classifier: The most common algorithms are Hidden Markov Model (HMM)and Bayes quadratic[4]. These algorithms are nonlinear, fast , static and unstable to produce decision boundaries. Bayesian classifier results into highest probability based on feature vectors. Bayes quadratic classifier follows Gaussian Distribution to lead to quadratic decision boundaries. Hidden Markov Modules (HMM) offers probability by witnessing the feature vector. It is nonlinear, discriminant, unstable and dynamic in nature. It works perfectly for time

series classification.

▪ *Nearest Neighbors Classifier:* This is the simple classifier working on the principal of nearest neighbours. It can follow the nearest distance measure using Mahalanobis distance and k cases from dataset for k-NN classifier. This is also non-linear, unstable generative and discriminant type of algorithms.


From the graphical distribution, we can easily analyses the various classifier algorithms with different properties to classify.

**IV. RESULT AND DISCUSSION**

The classification techniques are categorized under linear classifier, Nonlinear Bayesian Classifier, Neural Network Classifier and Nearest Neighbor Classifier. All these techniques are evaluated with properties like linear, nonlinear, generative, discriminant, dynamic, static, regularized, stable unstable high dimensional and robust. The Table I explains the various properties of different classification algorithms. The Fig.5. displays the Graphical Distribution of Classifier Properties for Different Algorithms and lastly the Table II explains the advantages and disadvantages of different classifier algorithms with the reference details.

**Table- I: Review study of different classification algorithms**

Sr No	Properties	Linear Classifier				Neural Network Classifier											Non linear Bayesian Classifier					Nearest Neighbour Classifier	
		FLDA	RFLDA	Linear SVM	RBF SVM	MLP	BLR NN	ALN NN	TD NN	FIR NN	GD NN	Gaussian NN	LVQ NN	PERCEPTRON	RBF NN	Pe GNC	Fuzzy ARTMAP NN	HMM	IO HMM	Bayes Quadratic	Bayes Graphical Model	k NN	Mahalanobis distance
1	Linear	Yes	Yes	Yes									Yes										
2	Non Linear				Yes	Yes	Yes	Yes	Yes	Yes	Yes	Yes		Yes	Yes	Yes	Yes	Yes	Yes	Yes	Yes	Yes	Yes
3	Generative																Yes	Yes	Yes	Yes	Yes	Yes	Yes
4	Discriminant	Yes	Yes	Yes	Yes	Yes	Yes	Yes	Yes	Yes	Yes	Yes	Yes	Yes	Yes	Yes		Yes			Yes	Yes	Yes
5	Dynamic								Yes	Yes	Yes						Yes	Yes					
6	Static	Yes	Yes	Yes	Yes	Yes	Yes	Yes					Yes	Yes	Yes				Yes	Yes	Yes	Yes	Yes
7	Regularized		Yes	Yes	Yes										Yes	Yes							
8	Stable	Yes	Yes	Yes	Yes									Yes									
9	Unstable					Yes	Yes	Yes	Yes	Yes	Yes	Yes		Yes	Yes	Yes	Yes	Yes	Yes	Yes	Yes	Yes	Yes
10	High Dimensional		Yes	Yes																			
11	Robust		Yes	Yes																			



**Fig.5. Graphical**

Table- II: Literature analysis of different classification algorithms

Classifier Type	Algorithms	Reference Paper	Advantages	Disadvantages
Linear Classifier	FLDA	GertPfurtscheller et al. 2000 Kuo et al. 2016	Easy implementation with linear decision boundary and fast classification	Complex operations with matrices
	RFLDA	Alexander et al. 2000	Faster and more accurate classification	More complex with gaussian assumptions training time
	LINEAR SVM	P.L.C. Rodrigues1 et al. 2017	Better accuracy with complex nonlinear data points	Computationally expensive
	RBF SVM	Ghanbari et al. 2014	Handles overfitting easily	Time consuming Training process with multiple classes
Neural Network Classifier	MLP	Ghanbari et al. 2014	Low computation time	feature have maximum variance
	BLR NN	Li, Y et al. 2014	Reduce problem complexity	depends upon scaling of data
	ALN NN	Vladimir A. Maksimenko et al 2018	Easy to use and implement	learning process is slow
	TD NN	Goyal et al. 2016	Data driven and self adaptive	requires huge processing time
	FIR NN	Vladimir A. Maksimenko et al 2018	high accuracy	hardware complexity
	GD NN	Kumar et al 2015	noise tolerance	extensive memory requirements
	Gaussian NN	Fatemeh Safari et al 2010	easily identify complex relationsbetween variables	handles overfitting
	LVQ NN	Li, Y et al. 2014	Easy to use with less features	difficult to know how many neurons and layers are necessary
	PERCEPTRON	Vladimir A. Maksimenko et al 2018	Easy to implement	slow learning
	RBF NN	Kumar et al 2015	Handles real life problems	requires hardware to handle the real situations
	PE GNC	T. Felzer et al. 2003	efficient learning	requires high processing time
	FUZZY ARTMAP NN	Fatemeh Safari et al 2010	handles uncertainty efficiently	gives precise solutions
Non-linear Bayesian Classifier	HMM	Hsu, W. et al 2015	freedom to manipulate the training and verification process	large number of unstructured parameters
	IO HMM	S. Chiappa et al. 2004	powerful modeling tool than statistical methods	unable to handle higher order correlation
	BAYES QUADRATIC	Z. A. Keirn et al. 1996	suitable for small dataset	sensitive to input data as all features are equally important
	BAYES GRAPHICAL MODEL	B. Blankertz et al. 2002	Prediction with tolerance to correlated input	Outliers existence with complex models
Nearest Neighbour Classifier	KNN	B. Blankertz et al. 2002	Effective, Non-parametric, robust classifier	time consuming classifier with high computational cost
	MANALOBBIES DISTANCE	F. Cincotti et al. 2003	correlation among variables	tends to overclassify

V. CONCLUSIONS

The overall finding of Human Computer Interface Applications, provides various classification techniques like linear non-linear static dynamic stable unstable etc. This paper studied the different techniques for classification based on the properties stable generalized robust and high dimensional. From table I and II it is observed that linear classifier linear classifier are easy to implement but distributed and stable . The neural network classifiers are more unstable and discriminant but more accurate. The nonlinear Bayesian networks are accurate for small dataset as they cannot handle the high dimensional dataset. Lastly the nearest neighbor classifier are convenient for nonparametric dataset as it provides robustness and generic data handling. Therefore , the use of classifier is completely depends on the application and its communication commands to be executed. The accuracy of executing commands depends on the accuracy of correctly used classifying classifier.

In the given review paper the study of various classification algorithm with brain signal patterns is done with focusing of different classifier taxonomy like linear-nonlinear feature extraction, generative -discriminative, Static-dynamic and stable-unstable with regularized performance. Similarly, the HCI system handles many increasing challenges in HCI applications.

REFERENCES

- Vallabhaneni A, Wang T, and He B. Brain computer interface., In He B (Ed): Neural Engineering, Kluwer Academic/Plenum Publishers, pages 85–122, 2005.
- A.K. Jain, R.P.W. Duin, and J. Mao. Statistical pattern recognition : A review. IEEE Transactions on Pattern Analysis and Machine Intelligence, 22(1):4–37, 2000
- P.L.C. Rodrigues1, F. Bouchard1, M.Congedo1, C.Jutten, DIMENSIONALITYREDUCTIONFORHCICLASSIFICATIONUSIN G RIEMANNIANGEOMETRY| 7th Graz Brain-Computer nterface Conference (HCI 2017), Sep 2017
- Lotte, F., Congedo, M., Lécuyer, A., Lamarche, F., & Arnaldi, B. (2007). A review of classification algorithms for EEG-based brain computer interfaces. Journal of neural engineering, 4
- Balakrishnan and S. Puthuserypady. Multilayer perceptrons for the classification of brain computer interface data. In Proceedings of the IEEE 31st Annual Northeast Bioengineering Conference, 2005.
- S. Solhjoo and M. H. Moradi. Mental task recognition: A comparison between some of classification methods. In BIOSIGNAL 2004 International EURASIP Conference, 2004.
- G.A. Carpenter, S. Grossberg, N.Markuzon, J.H.Reynolds, and D.B. Rosen. Fuzzy artmap: A neural network architecture for incrementalsupervised learning of analog multidimensional maps. IEEE

- Transactions on Neural Networks, 3:698–713, 1992.
- C. M. Bishop. Neural Networks for Pattern Recognition. Oxford University Press, 1996.
- S. Rezaei, K. Tavakolian, A. M. Nasrabadi, and S. K. Setarehdan. Different classification techniques considering brain interface applicatio ns. Journal of Neural Engineering, 3:139–144, 2006.
- William Penny and Stephen Roberts, –Experiments with an EEG-based computer interface,| Technical report, Imperial College,
- Ghanbari, A. A., Broumandnia, A., Navidi, H., and Ahmadi, A. (2012).
- Brain Computer Interface with Genetic Algorithm|, International Journal of Information and Communication Technology Research, Vol. 2 No. 1, Pp: 79–86.
- Goyal, A., Samadani, A., Guerguerian, A. and Chau, T. (2016), –An Online Three-Class Transcranial Doppler Ultrasound Brain Computer Interfacel, Neuroscience Research, <http://doi.org/10.1016/j.neures.2015.12.013>.
- Kuo, C., Knight, J. L., Dressel, C. A., Chiu, A. W. L.,.. (2012).
- Non-Invasive BCI for the Decoding of Intended Arm Reaching Movement in Prosthetic Limb Control|, American Journal of Biomedical Engineering, Vol. 2, No. 4, Pp: 155–162.
- Li, Y., and Wen, P. P. (2014), –Modified CC-LR Algorithm with Three Diverse Feature Sets for Motor Imagery Tasks Classification in EEG Based Brain Computer Interfacel, Computer Methods and Programs in Biomedicine, Vol. 113, No 3, Pp: 767–780.
- Hsu, W. (2015), –Telematics and Informatics Brain Computer Interface: The Next Frontier of Telemedicine in Human Computer Interaction|, Telematics and Informatics, 32(1), 180–192. <http://doi.org/10.1016/j.tele.2014.07.001>.
- Kumar, S., and Sahin, F. (2015), –A Framework for a Real Time Intelligent and Interactive Brain Computer Interfacel, Computers and Electrical Engineering, 43, Pp: 193–214. <http://doi.org/10.1016/j.compeleceng>.
- F. Cincotti, A. Scipione, A. Tiniperi, D.Mattia,M.G.Marciani, J. del R.Millán,
- S. Salinari, L. Bianchi, and F. Babiloni. Comparison of different feature classifiers for brain computer interfaces. In Proceedings of the 1st International IEEE EMBS Conference on Neural Engineering, 2003.
- S. Chiappa and S. Bengio. HMM and IOHMM modeling of EEG rhythms for asynchronous BCI systems. In European Symposium on Artificial Neural Networks ESANN, 2004
- Blankertz, G. Curio, and K. R. Müller. Classifying single trial EEG: Towards brain computer interfacing. Advances in Neural Information Processing Systems (NIPS 01), 14:157–164, 2002
- T. Felzer and B. Freisieben. Analyzing EEG signals using the probability estimating guarded neural classifier. IEEE Transactions on Neural Systems and Rehabilitation Engineering, 11(4):361– 371, 2003.
- Z. A. Keirn and J. I. Aunon. A new mode of communication between man and his surroundings. IEEE Transactions on Biomedical Engineering, 37(12):1209–1214, 1990
- Fatemeh Safari, Ali Farrokhi, Nemat Talebi, Application of Fuzzy ARTMAP Neural Networks for Epileptic spike detection Using Wavelet Feature Extraction,Journal of Electrical Engineering Science., 1 (1), 2010, ISSN: 2008-9864
- G. O. Young, –Synthetic structure of industrial plastics (Book style with paper title and editor),| in *Plastics*, 2nd ed. vol. 3, J. Peters, Ed. New York: McGraw-Hill, 1964, pp. 15–64.

27. W.-K. Chen, *Linear Networks and Systems* (Book style). Belmont, CA: Wadsworth, 1993, pp. 123–135.
28. H. Poor, *An Introduction to Signal Detection and Estimation*. New York: Springer-Verlag, 1985, ch. 4.
29. B. Smith, –An approach to graphs of linear forms (Unpublished work style), unpublished.
30. H. Miller, –A note on reflector arrays (Periodical style—Accepted for publication), *IEEE Trans. Antennas Propagat.*, to be published.
31. J. Wang, –Fundamentals of erbium-doped fiber amplifiers arrays (Periodical style—Submitted for publication), *IEEE J. Quantum Electron.*, submitted for publication.
32. J. Kaufman, Rocky Mountain Research Lab., Boulder, CO, private communication, May 1995.
33. Y. Yorozu, M. Hirano, K. Oka, and Y. Tagawa, –Electron spectroscopy studies on magneto-optical media and plastic substrate interfaces (Translation Journals style), *IEEE Transl. J. Magn. Jpn.*, vol. 2, Aug. 1987, pp. 740–741 [*Dig. 9<sup>th</sup> Annu. Conf. Magnetism Japan*, 1982, p. 301].
34. M. Young, *The Technical Writers Handbook*. Mill Valley, CA: University Science, 1989.
35. (Basic Book/Monograph Online Sources) J. K. Author. (year, month, day). *Title* (edition) [Type of medium]. Volume(issue). Available: [http://www.\(URL\)](http://www.(URL))
36. J. Jones. (1991, May 10). *Networks* (2nd ed.) [Online]. Available: <http://www.atm.com>
37. (Journal Online Sources style) K. Author. (year, month). *Title. Journal* [Type of medium]. Volume(issue), paging if given. Available: [http://www.\(URL\)](http://www.(URL))

### AUTHORS PROFILE



**Kiran Waghmare**, was working as Assistant professor in Department of Computer Engineering at Don Bosco College of Engineering, Goa. She did her Post-graduation in ME - IT at PCCE, Goa University. Her area of interest includes data Mining, Machine Learning, Brain, Computer Interface etc.



**Dr Reeja S R**, born and brought up in Kerala., Completed her BTech from Amal jyothi College of Engineering, Kottayam, Mtech from AMC college of Engineering, Bangalore and PhD from Visvesvaraya Technological University, Karnataka, RNSIT Bangalore was the research center. Her research area is video processing with High Performance Computing.