

# Data Analytics for Monitoring the Satisfactory Parameters of Airline Passengers using Machine Learning Algorithms in Python



Shaik Javed Parvez, Arun Sahayadhas

**Abstract:** An effective representation by machine learning algorithms is to obtain the results especially in Big Data, there are numerous applications can produce outcome, whereas a Random Forest Algorithm (RF) Gradient Boosting Machine (GBM), Decision tree (DT) in Python will able to give the higher accuracy in regard with classifying various parameters of Airliner Passengers satisfactory levels. The complex information of airline passengers has provided huge data for interpretation through different parameters of satisfaction that contains large information in quantity wise. An algorithm has to support in classifying these data's with accuracies. As a result some of the methods may provide less precision and there is an opportunity of information cancellation and furthermore information missing utilizing conventional techniques. Subsequently RF and GBM used to conquer the unpredictability and exactness about the information provided. The aim of this study is to identify an Algorithm which is suitable for classifying the satisfactory level of airline passengers with data analytics using python by knowing the output. The optimization and Implementation of independent variables by training and testing for accuracy in python platform determined the variation between the each parameters and also recognized RF and GBM as a better algorithm in comparison with other classifying algorithms.

**Keywords:** Random Forest Algorithm, Gradient Boosting Machine, Decision Tree, Satisfactory Attributes, Python.

## I. INTRODUCTION

There are many algorithms used in python for data analytics some of them are intended for Big Data analytics and investigations like The Random Forest algorithm (RF), Gradient Boosting Machine (GBM) and Decision Tree (DT) which are combined with framework programming to give various information escalated figuring abilities, for example, an appropriated record stockpiling framework is RF [1], that work execution condition, online inquiry capacity, parallel application handling, and parallel programming advancement apparatuses with an information driven from big data, also an explanatory, and non-procedural programming language structured explicitly for Big Data projects.

The Random Forest is an algorithm based on Decision Tree [2] and GBM is a constructed group managed by Machine learning calculation that consolidates Bootstrap Aggregating which improves precision by joining greater assorted variety and decreasing the difference [3], the Random forest assist in selection of independent variables which improves productivity by working quicker just on subsets of the information highlights.

The major objective was to convey the algorithm usage on airline passenger satisfaction with the frameworks as a discrete AI calculation for Big Data. The machine learning algorithms are prepared to deal with enormous volumes of information, inside a sensible time, by utilizing the variables of different capacities with Decision Tree (DT) [4], for example, information circulation and parallel registering. So as to satisfy our objective, we expected to beat two fundamental difficulties enormous information is apportioned into different bunches by using k-implies calculation dependent on some measurement. At that point each bunch is ordered by using irregular backwoods classifier calculation then it creating choice tree and it is characterized dependent on the predetermined criteria. When contrasted with the current frameworks, the trial results show that the proposed calculation expands the information exactness. As Random Forest (RF) is a Decision Tree based collection that is administered by an algorithm through supervised learning method by means of Bootstrap Aggregating [5], additionally called Bagging, with Random Feature Sub-space Selection at the hub level hereinafter alluded to as Random Feature Selection. Stowing diminishes the change of single Decision Tree forecasts by building a troupe of autonomous Decision Trees, utilizing a bootstrap test of the preparation information, and making expectations of new examples by conglomerating the forecasts of the group in favor of arrangement or averaging for relapse [6]. Bootstrapped tests of the preparation information contain occurrences inspected from the first dataset, with substitution, and are indistinguishable in size to the first dataset [7]. The Random Feature Selection diminishes the relationships among trees in the Random Forest, which decreases the opportunity of compatibility, improves the prescient presentation, and quickens the learning procedure via looking for the best split per hub quicker on littler arbitrary subsets of the preparation information highlights. RF learning process improvement areas, are clarifying the underlying RF classifier usage, break down its blemishes, and portray the adjustments used to enhance its learning procedure [8].

Revised Manuscript Received on January 30, 2020.

\* Correspondence Author

**Shaik Javed Parvez**, Assistant Professor, School of Engineering, Department of Computer Science Engineering, Vels Institute of Science Technology and Advanced Studies (VISTAS), Chennai. India. (Mail Id: parvez.se@velsuniv.ac.in)

**Arun Sahayadhas\***, Associate Professor, School of Engineering, Department of Computer Science Engineering, Vels Institute of Science Technology and Advanced Studies (VISTAS), Chennai. India. (Mail Id: arun.se@velsuniv.ac.in)

© The Authors. Published by Blue Eyes Intelligence Engineering and Sciences Publication (BEIESP). This is an open access article under the CC-BY-NC-ND license <http://creativecommons.org/licenses/by-nc-nd/4.0/>

# Data Analytics for Monitoring the Satisfactory Parameters of Airline Passengers using Machine Learning Algorithms in Python

## II. MATERIALS & METHODS

The airline data of satisfactory parameters is used to identify the algorithm suitable in classifying the parameters with accuracy using python as a platform.

### Random Forest (RF)

This Algorithm is a regulated through characterization of calculation. As the name Random Forest (RF) prescribed algorithm makes the different decision based trees [9]. When in uncertainty or the more number of trees in an algorithm the more accuracy will takes after. Also in the RF classifier, the higher the amount of trees in the data gives the high precision results. To begin with, Random Forest algorithm, it is a directed by arrangement of data [10]. We can see it from its name, which is to make a quick decision on data by some way and make it random. There is an immediate connection between the quantity of trees in the RF and the outcomes it can get: the big data consist of huge quantity of information there will be more decision trees, thus the more precise the outcome will be expected through RF. There are two phases in RF Algorithm, the first stage is creation of model, and the second stage is to make a forecast from RF classified model made in the primary stage. This RF application is utilized to discover loyal passengers of airline by their satisfactory level on the facilities and services availed from airline,

```
Input: airport_rf_predict_1 *air_knn_1.predict
(x_airport_train).pd.crosstab(y_airport_train,k_airport_predict_1)

airport_rf=RandomForestClassifier().fit(x_airport_train,
y_airport_train): airport_rf.feature_importances_
predicted_airport_rf_predict = airport_rf.predict
(x_airport_test) pd.crosstab(y_airport_test,
predicted_airport_rf)
```

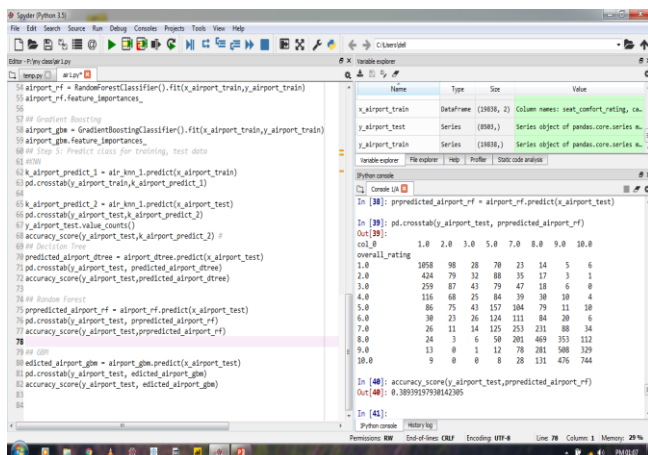


Figure 1. Random Forest Algorithm prediction on Overall Rating

There are various parameters are fixed from seat comfort to food and beverage quality the accuracies of results are higher using RF classifier in Python, This results consist of decision trees by based on the various satisfactory levels from airline facilities RF will be a suitable algorithm to identify the results with precision which implies clients who can avail a lot of services at airline and to pay for the services appropriately, Although the RF algorithm may be making increasingly number of regression and it make progressively number of decision trees with huge data with

accuracy it should be compared from other outcomes. As all the count of hubs determination will be same for the equivalent dataset. It is valid to show increasingly number of optimal trees with other calculation for accuracies. In the event to specify the ideas of RF classifier results.

### Gradient Boosting Machine (GBM)

The Gradient Boosting Machine (GBM) support in making Regression and Grouping as an advanced machine learning technique. The GBM manages to provide empirical results with a great perceptive outcomes by acquiring through progressively refined approximations [11]. The data analytics with GBM successively manufactures relapse trees on every one of the highlights of the dataset in a completely disseminated manner, each tree is worked in parallel sides. GBM is an expectation algorithm that successively creates a model as straight blends of decision trees, by tackling a boundless dimensional advancement issue. However, preparing these information requires immense time as we have to tune parameters to locate the precise models. There is a technique which can improve the preparation speed which is Acceleration [12]. In this Machine Learning, we have examined the accuracies and outcomes of GBM with other algorithms to recognize an easy and compatible method to obtain results from machine learning using python as a platform [13]. The GBM includes three components, one is trouble capacity optimization, and then the second one is easy predictions for learners to forecast, creating a model for loss function [14]. The trouble function employed upon the kind of issue being measured. It must be differentiable. Even if, numerous standard loss functions abilities are boosted furthermore, to characterize a specific result.

```
Input: airport_gbm_predict_1 *air_knn_1.predict
(x_airport_train)
pd.crosstab(y_airport_train,k_airport_predict_1)
GradientBoostingMachine().fit(x_airport_train,
y_airport_train)
: airport_gbm.feature_importances_
```

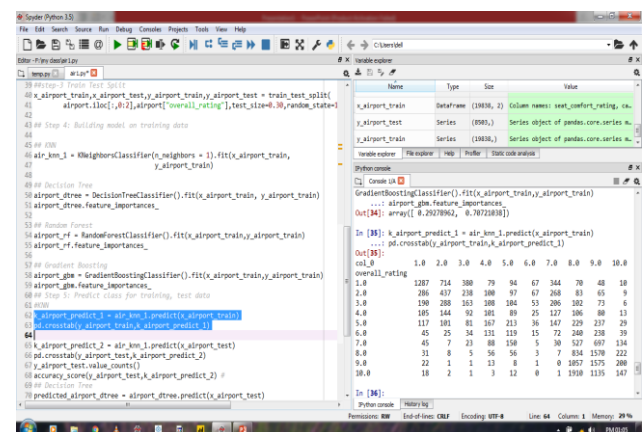


Figure 2. Gradient Boosting Machine Algorithm

for predicting Overall Rating. In fig 2. Shows the training and test results of GBM by overall rating of airline passenger on satisfaction attributes with the significant accuracies of prediction at python console. In particular, we use relapse tree that yield genuine attributes of satisfaction. It permits next models yields to be included and "right" the residuals in the forecasts. Trees need to develop in an avaricious way [15]. It helps in picking the best area focuses dependent on immaculateness scores. Training the data and testing it for knowing the accuracies and outcome through GBM has given a valid output in less amount of time.

### Decision Tree (DT)

There are numerous algorithms are used in data analytics for making classifications and decisions, the decision trees are one of the flexible algorithm used to find the missing values, prediction of attributes, manipulating data with various parameters [16]. The classification and Regression Trees (CART) is an algorithm assist in classifying the data and also to make Regression Trees likewise K Nearest Neighbor (KNN) is a supervised machine learning algorithm aid in resolving the issues and classifying the big data with regression trees and it is implemented in this prediction to analyze the airline data about the satisfactory levels of the passengers from the services and facilities provided by airline. These trees dependent on these calculations can be developed utilizing information mining programming that is remembered for broadly accessible factual programming bundles.

**Input:** airport\_dtree\_predict\_\*air\_knn\_1.predict

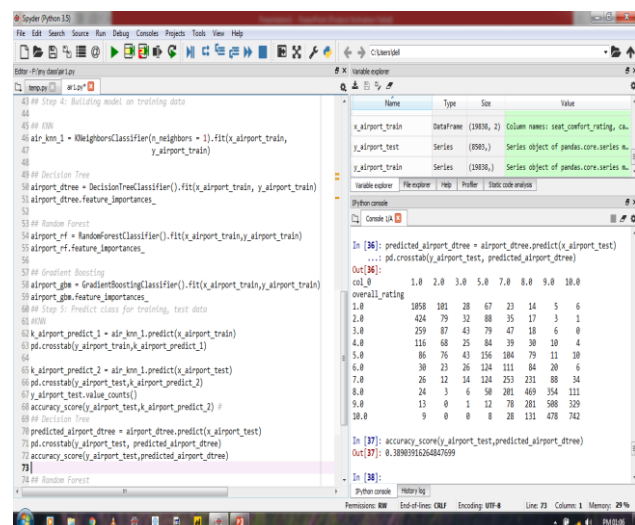
(x\_airport\_train)

pd.crosstab(y\_airport\_train,k\_airport\_predict\_1)

DecisionTreeClassifier().fit(x\_airport\_train,

y\_airport\_train)

: airport\_dt.feature\_importances\_



**Figure 3. Decision Tree Algorithm for predicting Overall Rating.**

The fig.3 indicates the accuracy of overall rating of airline passengers from different international airlines on facilities and services offered to them, as decision tree gives accuracy using KNN the accuracies are acceptable on overall rating. For instance, there is one choice tree exchange confine python which fuses every one of the four calculations; the discourse box requires the client to determine a few parameters of the ideal model. It incorporates four separate exchange boxes, one for every one of four calculations gives a short examination of the most generally utilized DT strategies. This regression trees dependent on algorithms that can be built utilizing information from mining programming of software also remembered for generally accessible factual programming bundles. In order consolidates the algorithm.

### III. RESULTS

#### Data Output by Algorithms in Python

The RF and GBM proves to be an efficient algorithms in finding the outcome of the data set, obtained from the satisfactory measures of airline passengers, whereas the DT has a missing values on Cabin Staff Rating (CSR) and Food and Beverage Rating (FBR). The higher outputs are achieved for Value for Money (VMR), Inflight Entertainment (IFE) of

**Table 1. Data Output by Algorithms on Overall Ratings.**

INPUT Parameters	Decision Tree	Random Forest	GBM
SCR, CSR, FBR, IFE, VMR, E, R	0.41	0.42	0.46
SCR, CSR, FBR, IFE, VMR, E	0.406	0.405	0.451
SCR, CSR, FBR, IFE, VMR	0.421	0.42	0.449
SCR, CSR, FBR	0.404	0.404	0.4047
CSR, FBR, IFE	0.383	0.383	0.385
FBR, IFE, VMR	0.405	0.409	0.413
IFE, VMR, R	0.407	0.406	0.408
SCR, CSR	0.389	0.3893	0.388
CSR, FBR	0.3782	0.377	0.3782
FBR, IFE	0.341	0.34	0.341
IFE, VMR	0.382	0.383	0.382
VMR, R	0.4031	0.4027	0.4031
R,E	0.332	0.332	0.332

passengers and the regression has values varied from each other, as this algorithms are good in making regression trees few are observed as showing accurate results like GBM and RF with IFE, VMR, Here we have noticed that GBM has value (0.383) comparatively from showing similar value by DT and GBM as (0.382),



## Data Analytics for Monitoring the Satisfactory Parameters of Airline Passengers using Machine Learning Algorithms in Python

However the overall ratings are also varied in Seat Comfort Rating (SCR) and CSR shows a value (0.451) from GBM. This is one of the major hitches of an information program in light of the fact that various sources can portray similar individuals in altogether different manners. It is significant for these connecting algorithms like DT, RF, GBM used to find out the exact accuracy so as to comprehend the information. In the event that connecting algorithms are not predicted exact outcome, the data provided and furnished with a refined choices. There are thousands of records gave the output of all satisfactory attributes like IFE, VMR, SCR, CSR and FBR along with an The data in these records is regularly used to approve that you are who you state you are" and to empower choices, for example, seating comfort, Inflight entertainment and food and beverage choices. In the event that off base data with the output by the Prediction of various parameter is giving great output from all input combinations of Random forest and Gradient boost machine. This way prediction parameter is highly commended in classifying the satisfactory attributes of big data with a higher accuracy using this algorithms in data analytics, specifically Random Forest and Gradient Boost Machine will be effective.

**Table 2. Data Output by Algorithms on Recommended.**

INPUT Parameters	Decision Tree	Random Forest	GBM
SCR, CSR, FBR, IER, VMR, E, OR	0.923	0.927	0.946
SCR, CSR, FBR, IER, VMR, E	0.903	0.909	0.923
SCR, CSR, FBR, IER, VMR	0.913	0.911	0.923
SCR, CSR, FBR	0.8962	0.8963	0.8969
CSR, FBR, IFE	0.8742	0.8738	0.8748
FBR, IFE, VMR	0.8986	0.8986	0.9008
SCR, CSR	0.8879	0.8879	0.8879
CSR, FBR	0.8693	0.8693	0.8693
FBR, IEF	0.8257	0.8257	0.8257
IEF, VMR	0.8903	0.8903	0.8903
E, OR	0.9419	0.9419	0.9419

The table 2. Denotes the loyalty of airline passenger by recommending the airline on satisfaction with their experience on various categories, this output on passenger recommendation shows a higher values (0.946) (0.923) and (0.923) with GBM for SCR, CSR, FBR, IER, VMR, E and OR. The outputs are remarkably higher at recommendations in comparison with other algorithms thus the accuracy shows maximum satisfaction for loyalty with seat comfort, cabin staff, value for money, food and beverages.

### IV. CONCLUSION

The Algorithms are highly commended in the application of data analytics for obtaining results from huge data with higher accuracies especially GBM and RF are significant with their output and results there are some inaccuracies and missing values with DT in the event of overall rating by airline passengers from international airlines. There are different satisfactory parameters are taken in to the consideration with the opinion of airline passengers to know their loyalty in recommending airline for facilities and services offered. The GBM has higher accuracy with SCR,

CSR, FBR, IFE and VMR. With a value (0.946). However RF has given some accuracy with SCR and CSR with a value (0.927). The training and testing the data with GBM and RF is easier than DT. Thus the more suitable algorithm for big data analytics will be GBM or RF algorithms in order to classify the data and to make regression trees.

### FUTURE WORK

The big data's established from airline passengers of international airline are classified by the satisfactory parameters. There is a requirement of hybrid model which support big data in making decision to rectify the issue related with error and missing values. Hence these data's are established by different category of passengers of various destinations through international airlines.

### ACKNOWLEDGEMENT

The authors express deep gratitude to the International airlines on providing big data for analytics and express my thanks to my guide on supporting me to complete this study effectively.

CONFLICT OF INTEREST – Nil

ETHICAL CLEARANCE – Nil.

### REFERENCES

1. Wang, Yi et al. "Random Bits Forest: a Strong Classifier/Regressor for Big Data." Scientific reports vol. 6 30086. 22 Jul. 2016, doi:10.1038/srep30086.
2. Victor M. Herrera, Taghi M. Khoshgoftaar, Flavio Villanustre and Borko Furht, Random forest implementation and optimization for Big Data analytics on LexisNexis's high performance computing cluster platform, Journal of Big Data, Volume 6, 68 (2019) pp 1-36.
3. Natekin, Alexey, and Alois Knoll. "Gradient boosting machines, a tutorial." Frontiers in neurorobotics vol. 7 21. 4 Dec. 2013, doi:10.3389/fnbot.2013.00021
4. Yan Hou, Decision Tree Algorithm for Big Data Analysis, Advances in Intelligent Systems Research, volume 161, International Conference on Transportation & Logistics, Information & Communication, Smart City (2018) pp: 270-274.
5. Lin, Weiwei & Wu, Ziming & Lin, Longxin & Wen, Angzhan & Li, Jin. (2017). An Ensemble Random Forest Algorithm for Insurance Big Data Analysis. IEEE Access. PP. 1-1. 10.1109/ACCESS.2017.2738069.
6. Robin Genuer, Jean-Michel Poggi, Christine Tuleau-Malot, Nathalie Vialaneix. Random Forests for Big Data. Big Data Research, Elsevier, 2017, 9, pp.28-46. ff10.1016/j.bdr.2017.07.003ff. fhal- 01233923v2f.
7. Alaa Abd Ali Hadi, Performance Analysis of Big Data Intrusion Detection System over Random Forest Algorithm, International Journal of Applied Engineering Research.
8. M.Sumathi, S.Prabu, Random Forest Based Classification of user Data and Access Protection, International Journal of Recent Technology and Engineering (IJRTE) Volume-8, Issue-1, May 2019, pp: 1630 – 1635.
9. Ali, Jehad & Khan, Rehanullah & Ahmad, Nasir & Maqsood, Imran. Random Forests and Decision Trees. International Journal of Computer Science Issues (IJCSI).Volume 9. (2012).
10. Touw, Wouter G et al. "Data mining in the Life Sciences with Random Forest: a walk in the park or lost in the jungle?." Briefings in bioinformatics vol. 14,3 (2013): 315-26. doi:10.1093/bib/bbs034.
11. O. González-Recio J. A. Jiménez-Montero, and R. Alenda. The gradient boosting algorithm and random boosting for genome-assisted evaluation in large data sets, American Dairy Science Association, J. Dairy Sci. 96 : (2013)http://dx.doi.org/ 10.3168/jds.2012-5630 614-624.
12. Vasileios Athanasiou and Manolis Maragoudakis, A Novel, Gradient Boosting Framework for Sentiment Analysis in Languages where NLP Resources Are NotPlentiful: A Case Study for Modern Greek. Journal of algorithms, 2017, 10, 34; doi: 10. 3390/a10010034.

13. Akhil Kadiyala and Ashok Kumar, Applications of python to evaluate the performance of bagging methods, Environmental Progress & Sustainable Energy, 37, 5, (1555-1559), (2018).
14. Giorgio Alfredo Spedicato, Christophe Dutang, and Leonardo Petrini, Machine Learning Methods to Perform Pricing Optimization. A Comparison with Standard GLMs,
15. Chandra Sekhar Kolli, T.Uma Devi, Isolation Forest and Xg Boosting For Classifying Credit Card Fraudulent Transactions, International Journal of Innovative Technology and Exploring Engineering (IJITEE), Volume-8 Issue-8 June, 2019, pp: 41-47.
16. Song, Yan-Yan, and Ying Lu. "Decision tree methods: applications for classification and prediction." Shanghai archives of psychiatry vol. 27, 2 (2015): 130-5. doi:10.11919/j.issn.1002-0829.215044.
17. K. Sree Divya1, P.Bhargavi, S. Jyothi, Machine Learning Algorithms in Big data Analytics International Journal of Computer Sciences and Engineering, Volume-6, Issue-1, (2018), E-ISSN: 2347-2693

## AUTHORS PROFILE



**Shaik Javed Parvez**, ME, (Ph.D.), working as an Assistant Professor in Department of Computer Science Engineering, Vels Institute of Science Technology and Advanced Studies, published research articles in Scopus and UGC indexed Journals, participated and presented papers in International and National Conferences.



**Arun Sahayadhas**, Works as Associate Professor, in Vels Institute of Science Technology and Advanced Studies (VISTAS), School of Engineering, Department of Computer Science Engineering, has published research articles in Springer Nature, Scopus, UGC and SCI indexed Journals, organized and presented International and National Conferences, conducted Seminars and workshops related to computer science and engineering.