

# Design and Implementation of Cloud based Digital Energy Meter using ESP8266



P. Ramesh Babu, A. Pradeep, P. Rajendra Prasath, R. Rishikesh kumar, J. Sharvin

**Abstract:** Increasing cost in energy sector demands for structured use of energy. It is vital to understand the rate of energy consumption during specific period utilizing Energy Meters. Energy consumption can be measured using a traditional energy meter; however, their use is restricted in inaccessible areas or in occasion of poor visibility resulting in limited functionality. Also, the main drawback is that a person has to take readings area by area from every house and institute make it time consuming. We propose a Cloud based Wireless Energy Meter [1] which can send data via wireless communication (cloud computing) to a PC or mobile phones in the form of E-mails or mobile application notification or through web page; where surveillance and analysis of the data will be made. This computational system can be used to measure energy quantities of transformers and high voltage towers at remote locations, industries, domestic area, and institutions.

**Keywords:** Arduino, Current sensor, Energy meter, IOT, Node MCU, Voltage sensor.

## I. INTRODUCTION

In recent days tracking of the electricity usage in traditional Energy meter is impossible and also analysis of data on the periodic basis is also complex. The consumer is facing severe problem like receiving the pay bill which is already paid, sometimes paying extra charges due to error while taking energy reading [2] and it is impossible to measure in inaccessible area. To overcome this problem and also to keep tracking, currently developed "Design and Implementation of Cloud based Digital Energy meter using ESP8266" this is addressable for both consumer and the electricity board. The paper mainly deals with the embedded system of hardware and software enabled system on the basis of cloud computing with Node MCU module as source of Wi-Fi access.

Revised Manuscript Received on April 30, 2020.

\* Correspondence Author

**P. Ramesh Babu\***, Electrical and Electronics Engineering, Saranathan College of Engineering, Trichy, India. Email:ramnira@gmail.com

**A. Pradeep**, Electrical and Electronics Engineering, Saranathan College of Engineering, Trichy, India. Email: pradeepaakash7@gmail.com

**P. Rajendra Prasath**, Electrical and Electronics Engineering, Saranathan College of Engineering, Trichy, India. Email: rajendraprasath8199@gmail.com

**R. Rishikesh kumar**, Electrical and Electronics Engineering, Saranathan College of Engineering, Trichy, India. Email: rishi.ranjith1988@gmail.com

**J.Sharvin**, Electrical and Electronics Engineering, Saranathan College of Engineering, Trichy, India. Email: jayasharvin@gmail.com

© The Authors. Published by Blue Eyes Intelligence Engineering and Sciences Publication (BEIESP). This is an [open access](http://creativecommons.org/licenses/by-nc-nd/4.0/) article under the CC-BY-NC-ND license (<http://creativecommons.org/licenses/by-nc-nd/4.0/>)

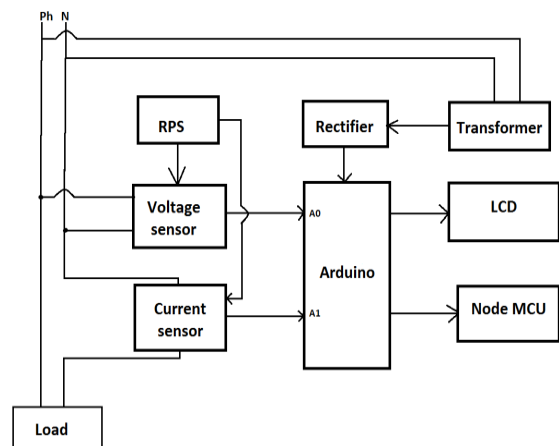
With the help of Node MCU the data can accessed through both mobile application and Web page.

The usage notification can be sent in the form of E-mail and application notification. This system will read the monthly energy usage of a consumer automatically and send the information to Electricity board. This can be achieved through Wi-Fi Module and Arduino that can continuously monitor the electricity usage with cloud storage. This can be displayed on web page and E-mail on customer request.

## II. OBJECTIVES

The main objectives of using IOT based Wireless Energy Meter is to save energy and also in this modern appliance we can send the data using wireless communication where the monitoring and analyzing of data will be made much easier. In this device data, can be stored and retrieved whenever the data is required. This project can be used in remote locations and this has more advantages than traditional energy meter.

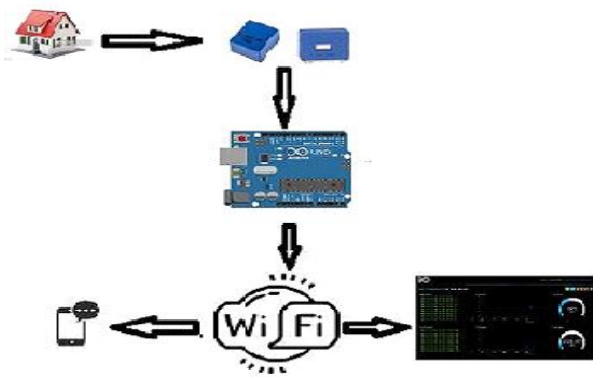
## III. BLOCK DIAGRAM



## IV. METHODOLOGY

Here, we describe a Wireless Digital Energy meter using Arduino and ESP8266 NODE MCU [3] which can monitor the energy usage in real time and can send Emails of electricity bill to any location at a single touch point. MQTT Dashboard Android App can be used to monitor our Energy usage. Cloud Based Digital Wireless Energy Meter can be used to monitor using from anywhere in the world and also triggers an alert Email when the Electricity consumption is high.

V. ARCHITECTURAL DIAGRAM



VI. ENERGY METER AND SENSORS

A. Digital Energy meter

The quantity of electrical energy used by the consumers can be measured by energy meter. Electricity board is responsible for installing the energy meter at consumers' location to calculate the electricity consumption. By measuring the V and I, the instrument will calculate the power value (V\*I). This value of power is calculated over a time period, which is used to find energy consumed over that time period.

B. Current Sensor

Current sensor is a sensing unit which can measure a physical phenomenon and compute the values. A current sensor (closed loop current transducer) is a device which identifies the current in the system, using the Hall Effect method. By completely filling the primary hole with a single bar, best dynamic performances can be achieved. The ideal model to accomplish efficient magnetic coupling is by running the primary winding over the top edge of the quipment.

C. Hall Effect Sensor

For high frequency measurements, Hall Effect is the ideal sensing technology. The Hall element is created using a thin sheet of conductive material with output connections perpendicular to the direction of current flow. Upon application of a magnetic field, a proportional output voltage response can be obtained. Thus, obtained voltage output is very small ( $\mu\text{V}$ ) and can be converted to useful voltage levels using additional electronics. Finally, Hall Effect Sensor is formed, when the Hall element is combined with the associated electronics.

D. Voltage Sensor

Voltage division method is widely used for voltage sensing with the help of voltage sensor LEM LV-25P [5].The obtained value is in the form of Analog value which will be converted by specific calculation.

VII. CONVERSION FORMULA

A. Formula For Voltage Conversion

float volSen = readvoltage(A1); // voltage sensor reading, LEM connected to A1  

$$V_{out} \text{ Voltage(mV)} = (\text{volSen} / V_{conv}) * I_{offSet};$$
 // Calibration as per multimeter values

B. Formula For Current Conversion

float curSen = readvoltage(A0);

//current sensor reading, LEM connected to A0  
 //Calibration as per multimeter values float Voffset;  

$$\text{curSen} = \text{curSen} + 3\text{ffset};$$
  

$$\text{float amps} = \text{curSen} * \text{Iconv};$$
  
 //calibration may vary as per conditions

VIII. TABULATIONS

Table-I: Parameters and symbols used

Parameters	Symbol	Value
Input voltage	Vin	220V
Output voltage	readvoltage	220-260V
Offset current	VoffSet	As per multimeter
Offset voltage	IoffSet	As per multimeter
Input current	Iin	10A
Read current	cursen	5-10A
Vconversion	Vconv	204.8
Iconversion	Iconv	48(Calibration Value)

Table-II: Current value with no load

Analog value(mv)	Current through wire(A)
1.11	0.43
1.12	0.54

Table-III: Current value with R-load

Analog value(mv)	Current through wire(A)
1.75	1.10
1.77	1.11

Table-IV: Voltage value with no load

Analog value(mv)	VOLTAGE through wire
4.7	265
4.9	250

Table-V: Voltage value with R-load

Analog value(mv)	VOLTAGE through wire
4.8	265
4.7	250

IX. WAVEFORMS

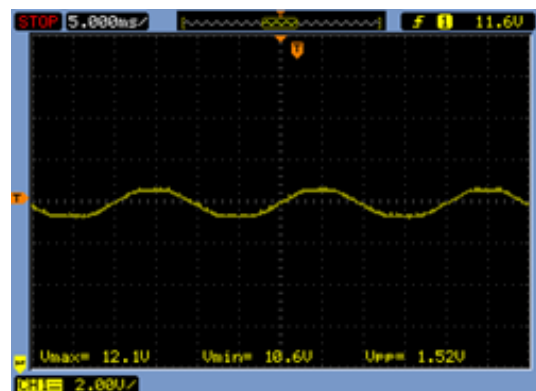


Fig.1 Output waveform of Voltage wave

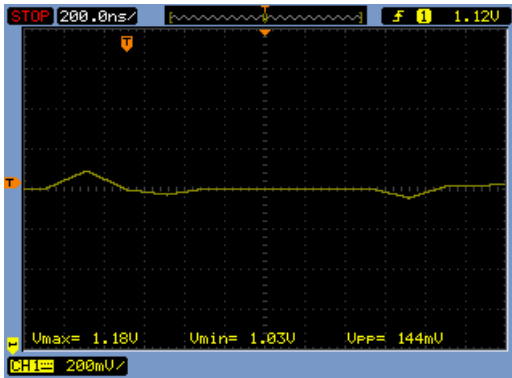


Fig.2 Output waveform of Current wave

**X. HARDWARE AND SOFTWARE SETUP**




Fig.3 Hardware Prototype

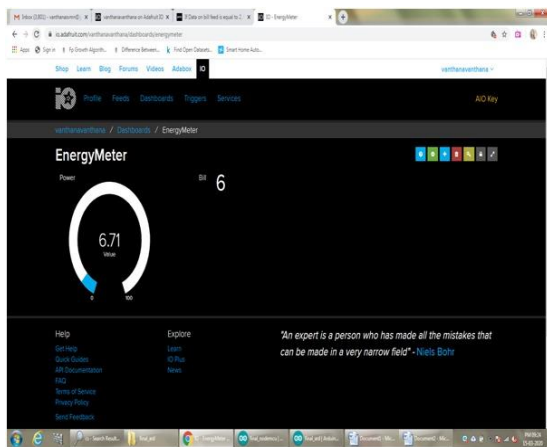


Fig.4 IOT Dashboard result

**XI. ARDUINO AND NODE MCU**

**A. Arduino Uno**

Arduino board is the vital component of our system. Entire system functionality depends on this controller. Arduino [8] responses to the 5v given by RPS source, thus, calculating the power consumed as well as the cost. The data is constantly stored on cloud, which is accessible to the user at any time. The system can be programmed to reacts like message sending, receiving, retrieve data.

**B. Node Mcu (Esp8266)**

Wi-Fi means Wireless Fidelity. Wi-Fi acts as source for IoT [4]. Thus, using Wi-Fi the consumer can view the bill; he can modulate or control the energy meter.

Time to time the data can be programed to be displayed on mobile application as well as website. Consumer also has accessibility to the Arduino board and the meter with help of Node MCU as source.

**Features**

- Integrated 10-bit ADC
- Integrated low power 32-bit MCU
- Integrated PLL and power administration units
- Sustained antenna multiplicity
- Support Smart Link Function for both Android and iOS devices
- Wi-Fi 2.4 GHz, support WPA/WPA2
- SDIO 2.0, (H) SPI, UART, I2C, I2S, IR Remote Control, PWM, GPIO
- Profound current < 5uA
- Reserve power consumption of < 1.0mW (DTIM3)
- awaken and transmit packets in < 2ms
- -40°C ~ 125°C, wide operating temperature range
- +20 dBm output power in 802.11b mode

**C. Internet Of Things**

An organized unit of computing devices, digital and mechanical machines, animals, people or objects with unique identifiers (UIDs) is called Internet of Things (IoT)[8]. IoT has potential to transfer data, without human-to-computer or human- to-human interaction, over a network.

**XII. CONCLUSION**

The proposed system emphasized an inexpensive and reliable Cloud Based Digital Energy Meter. With the proposed energy meter; measurement as well as wireless transmission of data are attainable through E-mail and Application notification at single touch point is possible. Enables even comparison and monitoring are made simple with the data received from the Node MCU. Above described system will be cost effective with reduced time consumption compared to traditional energy meter. Future work may include reduction of harmonics distortion, correction of power factor, compact design in sensors; reduction in size; improve data security, Artificial intelligence platform will be proposed.

**REFERENCES**

1. Shahrara, R. (2011). *Design and Implementation of a Microcontroller Based Wireless Energy Meter* (Doctoral dissertation, Eastern Mediterranean University (EMU)).
2. Bharath, P., Ananth, N., Vijetha, S., & Prakash, K. J. (2008, November). Wireless automated digital energy meter. In *2008 IEEE International Conference on Sustainable Energy Technologies* (pp. 564-567). IEEE.
3. Barman, B. K., Yadav, S. N., Kumar, S., & Gope,(2018, June). IOT based smart energy meter for efficient energy utilization in smart grid. (ICEPE) (pp. 1-5). IEEE
4. Somayya Madakam, R Ramaswamy, Siddharth Tripathi, "Internet of things (iot): A literature review", *Journal of Computer and Communications*, vol. 3, no. 05, pp. 164, 2015.
5. Oancea, C. D., & Dinu, C. (2015, May). LEM transducers interface for voltage and current monitoring. In *2015 9th International Symposium on Advanced Topics in Electrical Engineering (ATEE)* (pp. 949-952). IEEE.
6. Roy Efficient Power Consumption. Available at SSRN 3493056. Chowdhury, A., Saha, B., Sarkar, G., Choudhary, J., Sahana, S., & Singh, D. (2019). IoT Based Energy Meter Towards



7. Wang, Ming, et al. "An IoT-based appliance control system for smart homes." 2013 fourth international conference on intelligent control and information processing (ICICIP). IEEE, 2013.
8. Hiwale AP, Gaikwad DS, Dongare AA, Mhatre PC. Iot Based Smart Energy Monitoring. International Research Journal of Engineering and Technology (IRJET). 2018 Mar;5(03).

### AUTHORS PROFILE




**P. Ramesh Babu** received the M.E degree from Saranathan College of Engineering, Trichy in 2011 and B.Tech degree from Sastra University, Trichy in 2006. He is currently pursuing Ph.D degree in Anna University, Chennai and working as Assistant Professor in the department of EEE in Saranathan College of Engineering, Trichy. He has 13 years of experience in teaching. He has published papers in International conferences and Journals. His research interest includes Power Electronics and Drives, Electrical Machines, Solar energy conversion systems.



**A. Pradeep** pursuing B.E degree in Electrical and Electronics Engineering from Saranathan College of Engineering, Trichy, Tamil Nadu, India in 2016-2020. His interest includes power system, power electronics, and attended several workshops, participated in India International Science Festival (IISF)-2018, participated in National Solar Vehicle Challenge in 2019, participated in Texas instruments quarter finals 2018 & 2019, participated in regional convention of Viswakarma awards 2019, completed LabVIEW course and member of The Institution of Engineers [IEI] (India).



**P. Rajendra Prasath** pursuing B.E degree in Electrical and Electronics Engineering from Saranathan College of Engineering, Trichy, Tamil Nadu, India in 2016- 2020. His interest includes Internet of Things, power electronics, machines and attend several workshops, participated Texas instruments quarter finals 2018 & 2019, participated in regional convention of Viswakarma awards 2019 and member of The Institution of Engineers [IEI] (India).



**R. Rishikesh kumar** pursuing B.E degree in Electrical and Electronics Engineering from Saranathan College of Engineering, Trichy, Tamil Nadu, India in 2016-2020. His interest includes embedded system, Internet of Things, solid state drives and attended several workshops, participated Texas instruments quarter finals 2018 & 2019, participated in regional convention of Viswakarma awards 2019, member of EEE association and member of The Institution of Engineers [IEI] (India).



**J. Sharvin** pursuing B.E degree in Electrical and Electronics Engineering from Saranathan College of Engineering, Trichy, Tamil Nadu, India in 2016-2020. His interest includes embedded system, Internet of Things, power electronics, and attended several workshops, participated in India International Science Festival (IISF)-2018, participated in National solar vehicle challenge in 2019, participated Texas instruments quarter finals 2018 & 2019, participated in regional convention of Viswakarma awards 2019, President of EEE association, department co-ordinator in e-magazine and member of The Institution of Engineers [IEI] (India).