

Sensor-based Waste Handling System

Vishnu Chithan.S, Rajagopal.S, P.Shanmugapriya



Abstract: Earlier, separation of waste objects was a tedious process for humans since it requires thorough identification of each object's nature. The identification and segregation of waste products are indispensable processes. The project consists of an Image Classification section where the waste is captured with the help of Raspberry pi camera and processed in the appropriate environment to classify if the waste is biodegradable or non-biodegradable. The classified image is set with a key and delivered to the breadboard which is connected with Raspberry pi to illuminate the LED accordingly. The untrained or unidentified object is marked with a different LED and can be left for a new training process so that the system collects the features of the particular object and be ready with a model. Following is the Waste Management System. An Ultrasonic sensor is placed at the corner to dump the waste in the corresponding bin with the help of servo motor, which contributes to swap the bins by rotating itself in 180 degrees when non-biodegradable waste is identified. The classified object is disposed in its bin which concludes both the classification and segregation processes. Manual labour is minimized through this automatic waste identification and disposal.

Keywords: Raspberry pi camera, Ultrasonic sensor, untrained object, Image Classification, Waste management system

I. INTRODUCTION

Isolation and afterward reusing of waste materials is fundamental for a feasible society. The present isolation and reusing forms expect offices to sort trash by hand and utilize a progression of enormous channels to isolate out increasingly characterized objects. The inspiration is to locate a programmed technique for arranging rubbish. This can make preparing plants increasingly proficient and help lessen squander, as it isn't generally the situation that the representatives sort everything with 100% precision. This won't just have positive ecological impacts yet, also useful monetary impacts. Most contemporary waste administration techniques viz. landfill and burning are getting progressively costly and vitality wasteful. The money related expenses of dealing with the long haul ecological effects of waste removal are commonly not remotely achievable. The simply ecological costs, for example, negative consequences for living space, natural life and biodiversity are likewise perceived.

At the end of the day, squander removal isn't supportable and will have negative ramifications for people in the future. These landfilled and burned waste materials contain plenty of strong waste materials which might be helpful. In any case, it gets important to isolate the helpful materials from the trifling with the goal that they can be reused and reused

II. LITERATURE SURVEY

Over the most recent couple of decades, specialists and researchers have been taking a shot at precisely characterizing the pictures into their particular classes. Generally, because of the need for computational force and constrained picture datasets, picture arrangement was troublesome. Be that as it may, today, because of consistently expanding handling intensity of the GPUs and the accessibility of enormous datasets, it has gotten practical to utilize PC vision strategies proficiently. The isolation of waste incorporates two essential advances – recognizable proof and detachment. The conventional waste isolation procedures incorporate weight-based isolation, Trommel separators which rely upon the molecule size, Eddy current separators which are utilized for isolation of metals, X-Ray innovation can be utilized to recognize distinctive waste material dependent on their densities.

Recognizable proof of the waste is a significant advance before division and it tends to be done productively with the assistance of various AI and picture handling calculations. Convolutional neural systems (CNNs) are generally favored for the arrangement of pictures. The CNNs permit us to extricate one of a kind characteristics from the picture and afterward order it into foreordained classes. Because of the presentation of the GPUs, the computational intensity of the PCs has expanded fundamentally and henceforth enormous picture datasets can be handled in a short measure of time and this manner, CNNs have picked up fame over the most recent couple of decades.

As per an ongoing report by George E. Sakr, Maria Mokbel, Ahmad Darwich et. Al. Convolutional neural systems have greatly affected the example of acknowledgment. Before the presentation of CNNs, highlights were physically picked and structured and afterward followed by a classifier. CNN has given an additional bit of leeway which permits it to consequently take in the highlights from the preparation information. The engineering of CNN makes it particularly strong for picture acknowledgment. The investigation recommends that huge named informational indexes have opened up for preparing and approval. Additionally, CNN learning calculations have been executed on the enormously equal illustrations preparing units (GPUs) which quicken learning and deduction and hence it gets great for picture acknowledgment [2].

Revised Manuscript Received on May 30, 2020.

* Correspondence Author

Vishnu Chithan.S*, Department of Computer Science and Engineering
SCSVMV University, Kanchipuram vishnuchithan1998@gmail.com

Rajagopal. S, Department of Computer Science and Engineering
SCSVMV University, Kanchipuram rajagopalsrinivasan1@gmail.com

Dr.P.Shanmugapriya, Department of Computer Science and Engineering
SCSVMV University, Kanchipuram
pshanmugapriya@kanchiuniv.ac.in

© The Authors. Published by Blue Eyes Intelligence Engineering and Sciences Publication (BEIESP). This is an open access article under the CC BY-NC-ND license (<http://creativecommons.org/licenses/by-nc-nd/4.0/>)

Gary Thung and Mindy Yang of Stanford University introduced a report that recommends that CNNs can be adequately utilized for the order of refuse materials. The report likewise expresses that by tuning the hyperparameters suitably, the precision of the CNNs can be expanded essentially. Additionally, the dataset likewise assumes a critical job for deciding the precision of the model. Along these lines, the exactness can be expanded considerably by adding new pictures to the current datasets [1]. An "AutoRecycle" venture by Huafeng Shi, Saurabh Bondarde and Vishakh B V of Columbia University assembled a model that permitted the waste material to get isolated into the individual compartment of the dustbin after distinguishing proof. The model utilized a fold component to divert the loss into a separate compartment. A camera is utilized to catch the picture and once the recognizable proof information is gotten, high torque stepper engines are utilized to turn the folds to an ideal point so the waste material falls in the fitting compartment of the dustbin [5].

III.MOTIVATION

Squander the executive has become the need of great importance and it turns into a need to isolate the waste materials at the purpose of the source. Isolation of waste at the purpose of the source is critical because then it turns out to be anything but difficult to treat those waste materials freely for additional reusing and reusing. The measure of waste produced is no place near the measure of waste reused or treated. Biodegradable (wet waste) and non-biodegradable (strong waste) is as of now being isolated utilizing manual strategies (placing strong and wet waste into discrete receptacles). Utilizing these techniques, wet waste can be adequately utilized for making excrements, manures, biogas, and so on. In any case, this isn't the situation for dry waste. Dry waste may contain valuable waste materials like metal, glass, paper, and so on which can be productively reused and reused. A customary technique for dry waste isolation incorporates cremation, for example, consuming the waste. Manual partition of strong waste is an extremely dull assignment and wasteful. Consequently, isolation of dry waste at the purpose of the source is extremely pivotal to maintain a strategic distance from further utilization of complex isolation procedures at the waste removal destinations.

The motivation for using CNN –

There are different AI calculations other than CNN's for ordering pictures like Artificial neural systems (ANNs), SVMs, RNNs. It is seen that CNN beats the greater part of the ML calculations with regards to picture order gave there is a huge number of pictures present in the dataset.

IV.METHODOLOGY

Step 1: For anticipating the class to which the approaching waste material has a place, the Machine Learning calculation of Convolutional Neural Networks (CNN) is utilized.

Step 2: The model groups the approaching picture into one of the two classes – biodegradable or non-biodegradable. Around 100-200 pictures of each class were utilized [1].

Step 3: The pictures, for the most part, contain family unit squander things like plastic bags, vegetables, paper, pens and so on. We are intermittently refreshing the dataset

with more pictures so the framework will have the option to precisely arrange a wide assortment of waste materials into their separate classifications.

Step 4: As CNN is a kind of profound learning calculation, the information accumulated was not huge enough to get a functional precision of the model. We had the option to take care of this issue by utilizing picture expansion methods.

Step 5: During the preparation stage, we utilized the accompanying strategies for picture increase – revolution, width move, tallness move, rescaling, standardization, shear change, zoom change and level flipping [4].

Step 6: We utilized these changes arbitrarily with the goal that our model could always be unable to see precisely the same picture twice. This helped us sum up our model better.



Fig1: Biodegradable products



Fig2: Non-biodegradable products

V. ALGORITHM

The CNN calculation is distinctive from numerous points of view when contrasted with the typical fake neural system calculation. Despite the fact that the nuts and bolts like preparing, testing, backpropagation, mistakes decrease are the equivalents. The CNN calculation is intended to be expressly utilized for ordering pictures. The calculation begins with include some pictures from the dataset. CNN's work over volumes, for example, some information that has spatial measurements. They accept contribution as volumes of actuations and produce the yield as volumes of enactments [3]. In this way, in CNN the intermediates are not ordinary vectors as typical ANN but rather the intermediates have spatial elements of tallness, width, and profundity. The calculation is separated fundamentally into three layers – Convolutional Layer, Max pooling Layer and the completely associated layer [3].

Convolutional Layer – The Convolutional layer works in an accompanying way - the layer gets some information volume, right now picture which will have a particular stature, width, and profundity. There are channels present which is essentially grids that are initialized with arbitrary numbers from the start.

The Filters are little spatially, yet have profundity same as channels of the information picture. For RGB the Filters will have profundity 3, for Greyscale, the Filters will have profundity 1, etc. The Filter is convolved over info volume. It slides spatially through the picture and processes speck items all through the picture. The Filters wind up creating enactment maps for the information picture.

Convolution Layer

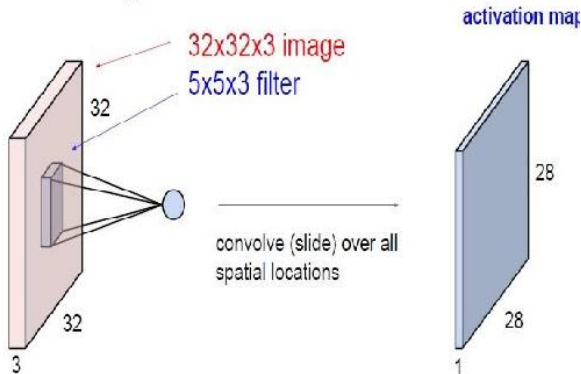


Fig3: Convolution layer

The dot product is calculated in this way

$$Wx + b$$

Where W = Filter

x = the input picture

b = bias

Toward the finish of each convolutional layer, CNNs wind up taking out an enactment guide of the channels. The initiation work is Relu (Rectified Linear Units.)

$$F(x) = \max(0, x)$$

This Activation work winds up disposing of esteems beneath zeroes, for example, edges the base at zero. The following layer is the maximum pooling layer [3].

Max pooling - Max pooling is essentially simply down inspecting of the initiation maps. For the most part, Max pooling layers of 2x2 filter and stride 2 are utilized, which wind up lessening the info actuation maps into equal parts spatial maps [3].

MAX POOLING

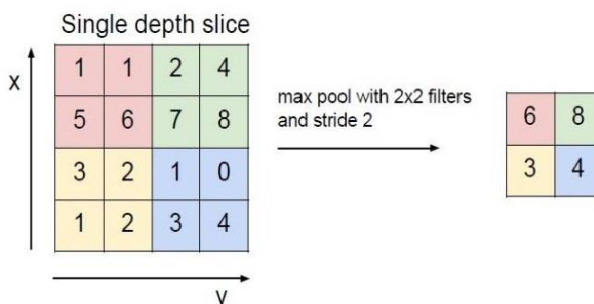


Fig4: Max pooling

Another strategy for pooling is normal pooling, in which the normal rather than the limit of the sublattice is safeguarded for the following layer.

Fully Connected Layer – The Fully Connected layer accepts the volume as a contribution at the end. It has neurons for figuring class scores and they are completely associated with the whole info volume, much the same as a typical Neural Network. This layer does the last framework multiplier to figure the yield, for example, scores of how likely the picture has a place with each class [3].

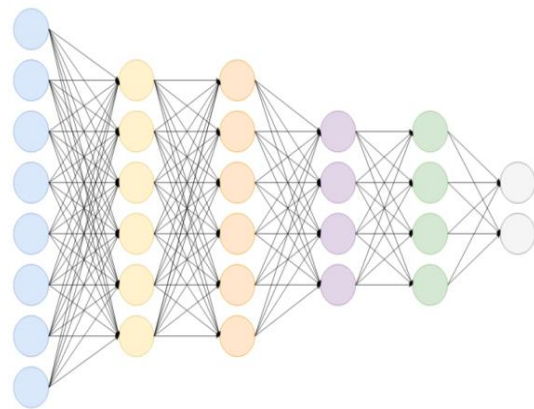


Fig5: Fully connected layer

The calculation works in a two-stage cycle, the forward pass and back engendering. During the forward pass, the picture is passed to every one of the above layers and the yield is determined. The normal yield is contrasted with the genuine yield and the blunder is determined. After the mistake is determined, the calculation at that point changes the loads, for example, the spatial estimations of every one of the channels and the predispositions up to the main info layer. This modification of the loads or the spatial estimations of the Filters is the backpropagation stage. This backpropagation stage is utilized related to streamlining systems, for example, slope drop to bring down the blunder however much as could reasonably be expected.

Softmax - This capacity is applied in the neural system before the yield layer since the number of hubs in the softmax layer must be the same as the yield layer. Softmax work diminishes the yield of the capacity into the range 0 to 1.

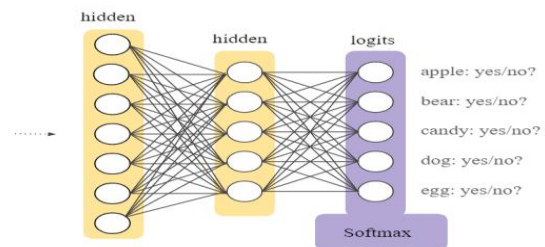


Fig6: Softmax function

Dataset collection module:

The dataset collection module is the way toward gathering information that will be handled by the framework for performing a profound learning process. Physically finding and downloading pictures takes quite a while essentially because of the measure of human work included.

Dataset Augmentation:

Information enlargement is a procedure to falsely make new preparing information from existing preparing information. Changes incorporate a scope of activities from the field of picture control, for example, shifts flip zooms, and significantly more.

Preprocessing data module:

The information you will experience practically speaking will be not perfect by and large. It implies the information will contain non-uniform information groups, missing qualities, anomalies, and highlights with totally different extents. For those explanations, the information must be preprocessed in different manners

Training For Waste Prediction:

VGG16 is a convolutional neural system model. There are 16 layers with learnable loads: 13 convolutional layers, and 3 fully connected layers (using 3*3 channel). We will utilize VGG16 engineering to prepare the model to anticipate the sort of waste.



Fig7: Connections of the working model

Loss Minimization:

Preparing a model means learning (determining) great qualities for all the loads and the inclination from named models. In supervised learning, a deep learning algorithm constructs a model by inspecting numerous models and endeavoring to locate a model that minimizes loss; this procedure is called misfortune minimization and cross-entropy is utilized for loss minimization. The pi camera mounted on the fixed position near raspberry pi captures the object placed and recognizes the class of the trained object and glow the corresponding LED and prompt them spontaneously.

VI. RESULT

1. The waste product is captured by the camera and sent to the system where the classification process initiates.
2. The trained model with the given dataset present in the system is processed with the captured object.
3. The image goes through both the feature learning and classification processes in the CNN algorithm.
4. After the classification process, the raspberry pi commands the LEDs to glow for either biodegradable or non-biodegradable products.

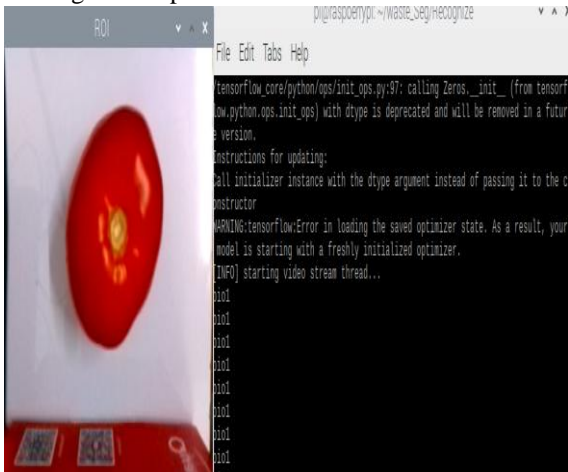


Fig8: Classification of a biodegradable product

A biodegradable product is indicated with a green LED.




Fig9: Indication of a biodegradable product

Similarly, the process of identifying a non-biodegradable product is also done but this time it is indicated with a different LED that is red.

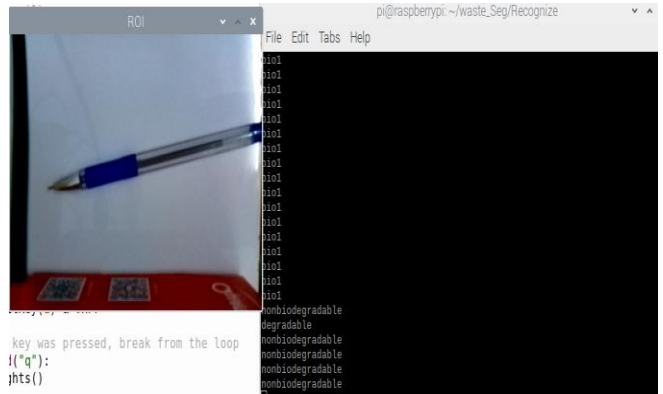


Fig10: Classification of a non-biodegradable product




Fig11: Identification of a non-bio degradable product

The untrained or unidentified objects are put to train and the recognition process can be performed to pursue the classification process.

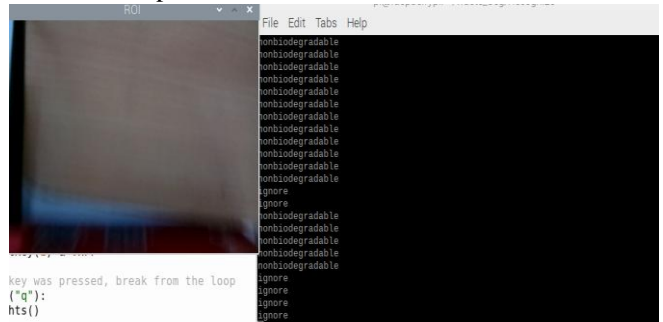


Fig12: Untrained object identification

Expected Result:

After identifying the class of the object and illumination of LED, the sensor is given an input so as to rotate the servo motor which initiates the disposal process. Two dustbins are placed for both biodegradable and non-biodegradable products. If the object is identified as a non-biodegradable object, the motor rotates 180 degrees and if not the motor remains idle.

VII.CONCLUSION

The framework can effectively distinguish and group the squander items into biodegradable and non-biodegradable products with decent precision and accuracy. By adding more data to the dataset, the framework will have the option to arrange a more extensive scope of materials precisely. The information picture dataset can be changed to a more application explicit execution of this framework. For example, this framework can be utilized in inexpensive food chain eateries where it would have the option to arrange the waste materials Further headways can be made in the framework to increment its exactness and adequacy. Numerous automated arms can be used to isolate the waste materials into the separate receptacles to accelerate the isolation procedure, rather than utilizing servo engines to divert the waste who isolate just one object at once into the canisters. The ideas of picture division can be utilized to isolate different waste materials in a similar picture. However, multiple sensors can be utilized and can be implemented on a large scale.

REFERENCES

1. Gary Thung and Mindy Yang, "Classification of Trash for Recyclability Status," CS 229, Stanford University, 2016. Available: <https://github.com/garythung/trashnet>
2. George E Sakr, Maria Mokbel, Ahmad Darwich, Mia Nasr Khneisser and Ali Hadi, "Comparing Deep Learning And Support Vector Machines for Autonomous Waste Sorting" in Multidisciplinary Conference on Engineering Technology (IMCET), IEEE International, November 2 - 4, 2016.
3. Fei-Fei Li, Justin Johnson and Serena Yung, "CS 231N Course Slides and Notes", Stanford University. [Online] Available: <http://cs231n.stanford.edu/>
4. Francois Chollet, "Building powerful image classification models using very little data", [Online] Available: <https://blog.keras.io/building-powerful-image-classification-models-using-very-little-data.html>
5. Huafeng Shi, Saurabh Bondarde and Vishakh B V, "AutoRecycle", Columbia University, 2016. [Online] Available:<http://icsl.ee.columbia.edu/iot-class/2016fall/group8/#results>
6. Amrutha Chandramohan, Joyal Mendonca, Nikhil Ravi Shankar, Nikhil U Baheti, Nitin Kumar Krishnan and Suma M S, "Automated Waste Segregator", IEEE 2014
7. Matej Ulicny, Jens Lundstrom, and Stefan Byttner "Robustness of Deep Convolutional Neural Networks for Image Recognition", Intelligent Systems Department, Halmstad University, Box 823, S301 18 Halmstad, Sweden, Springer 2016.
8. Ian Goodfellow, Yoshua Bengio and Aaron Courville, Deep Learning, MIT Press, 2016.
9. S. Sudha, M. Vidhyalakshmi, K. Pavithra, K. Sangeetha and V. Swaathi "An automatic classification method for the environment: Friendly waste segregation using deep learning" in Technological Innovations in ICT for Agriculture and Rural Development (TIAR), 2016 IEEE, July 15- 16 2016.

ACKNOWLEDGEMENT

We thank Dr.P.Shanmugapriya(Associate Professor) of Sri Chandrasekharendra Saraswathi Viswa Mahavidyalaya University (SCSVMV) for guiding us to accomplish the project.

AUTHORS PROFILE



Vishnu Chithan S pursuing B.E (Computer Science and Engineering) from SCSVMV University.Area of interest is Deep Learning, Machine learning and Artificial intelligence.



Rajagopal S pursuing B.E (Computer Science and Engineering) from SCSVMV University. Area of interest is Deep Learning, Machine learning and Artificial intelligence.



Dr.P.Shanmugapriya received her B.Tech(Information Technology) from Madras University, M.E(Computer Science & Engineering.) from Sathyabama University -Chennai and Ph.D from SCSVMV University. She has 16 years of teaching experience. She is currently serving as Associate Professor in Computer Science and Engineering Department at Sri Chandrasekharendra Saraswathi Viswa Mahavidyalaya (SCSVMV) University in Enathur, Kanchipuram. Her research interests include Software Engineering, Software architecture and IOT. She has presented around 15 papers in International conference and she is the author of 35 papers in international journals of repute. She is guiding 6 Ph.D (1 completed and currently 6 scholars doing the research under her guidance).