

Using Deep Learning to Predict Scholarship Scheme Based on Student Details

A. Alsameema, E. Anupriya, M. R. Elakhia, B. Jaya Meera, S. Maheswari



Abstract: The government launches various ambitious programs to make the country more prosperous, but they fail in successful implementation. The main reason behind this issue is the lack of awareness among rural people. This project is to provide a solution to this unaware situation. Through this system, rural students will get to know about what are the various schemes that are furnished by the government. Initially, this system will explore government schemes that are available for the welfare of rural students. Next, the student's dataset ((i.e.) name, age, caste, occupation, annual income, etc.) are collected. Then both the datasets are imported into the Anaconda Navigator. Later analysis and classification are done based on communities (SC, ST, BC MBC, and DNC), Educational category (Pre-metric/Post-metric), Board of education (Government/Government-aided), Day scholar or hosteller, age of the students and the schemes are predicted.

Keywords : Recurrent Neural Network(RNN) and Long Short term Memory(LSTM).

I. INTRODUCTION

Nowadays, the government launches various ambitious programs trying to make the country more prosperous, but what they fail is in successful implementation and reaching to beneficiaries. The main reason behind this issue is the lack of awareness among rural people. This paper is to provide a solution to this unaware situation. Through this system, rural students will get to know about what are the various schemes that are furnished by the government. If the rural students came to know about the scholarship schemes and also if they become aware of all the government schemes provided by the Government of India for the welfare of the rural students, then their life would step into the next level. Initially, this system will explore the available government schemes in education for the welfare of rural students. Next, the student's dataset ((i.e.) name, age, caste, occupation, annual income, etc.) are collected. Then both the datasets are imported into the Anaconda Navigator. Later analysis and classification are done based on communities (SC, ST, BC MBC, and DNC), Educational category (Pre-metric/Post-metric),

Board of education (Government/Government-aided), Day scholar or hosteller, age of the students and the schemes are predicted. By using Long Short Term Memory (LSTM) algorithm in Recurrent Neural Network(RNN), the scholarship scheme is predicted for the respective students.

Thus, through this project, the rural students will come to know about various beneficiary schemes provided by the government.

II. EXISTING SYSTEM

Alistair Johnson., Harini Suresh., Leo Anthony Celi., Marzyeh Ghassemi., Nathan Hunt., and Peter Szolovits., in [1] proposed "Clinical Intervention Prediction and Understanding using Deep Networks" in which data from all available ICU sources and focus on learning rich representations of this data to predict onset and weaning of multiple invasive interventions. Arindam Mondal and Joydeep Mukherjee. in [2] proposed "An Approach to Predict a Student's Academic Performance using Recurrent Neural Network (RNN)," in which they predict student's final grades. Atsushi SHIMADA., Fumiya OKUBO., Shinichi KONOMI., and Takayoshi YAMASHITA, in [3] proposed "Student's Performance Prediction Using Data of Multiple Courses by Recurrent Neural Network" in which they predict student's final grades. Giuseppe Serra., Lorenzo Baraldi., in [4] Marcella Cornia., and Rita Cucchiara., proposed "Predicting Human Eye Fixations via an LSTM-based Saliency Attentive Model" in which a novel saliency prediction architecture that incorporates an Attentive Convolutional Long Short-Term Memory network that iteratively focuses on appropriate spatial locations to refine saliency features. Hangzhou Yang., and Kuang Junwei., in [5] proposed "Dynamic prediction of cardiovascular disease using improved LSTM" in which Previous dynamic prediction models rarely handle multi-period data with different intervals, and the large-scale patient hospital records. Kamurunnissa Bee, K., Kiruthika, J., and Sowri Raja Pillai., in [6] "proposed Prediction Of Heart Disease Using RNN Algorithm" in which RNN Classifier is used as ensemble to incorporate different base. Karan Manchanda and Navdeep Khare. in [7] proposed "Implementation of student performance evaluation through supervised learning using neural network," which gives solution for the problem by designing a user interface which work on supervised learning using Neural Network. Lia Bally., Marko Jankovic, V., Qingnan Sun., and Stavroula Mougiakakou, G., in [8] proposed "Predicting Blood Glucose with an LSTM and Bi-LSTM Based Deep Neural Network" in which deep learning network was used to predict future blood glucose levels.

Revised Manuscript Received on July 30, 2020.

* Correspondence Author

Prof. Dr. S. Maheswari*, Computer Science and Engineering, National Engineering College, Kovilpatti, Tamilnadu, India, maheswaricse@nec.edu.in

Alsameema. A., Computer Science and Engineering, National Engineering College, Kovilpatti, Tamilnadu, India

Anupriya. E., Computer Science and Engineering, National Engineering College, Kovilpatti, Tamilnadu, India

Elakhia. M. R., Computer Science and Engineering, National Engineering College, Kovilpatti, Tamilnadu, India

Jaya Meera B., Computer Science and Engineering, National Engineering College, Kovilpatti, Tamilnadu, India

© The Authors. Published by Blue Eyes Intelligence Engineering and Sciences Publication (BEIESP). This is an open access article under the CC BY-NC-ND license (<http://creativecommons.org/licenses/by-nc-nd/4.0/>)

Lokeswari, Y. V., RaghavNandakumar., Uttamraj, K, R., in [9] and Vishal, R., proposed "Stock Price Prediction Using Long Short Term Memory" in which an online learning algorithm for predicting stock price.

Poornima, S., and Pushpalatha, M., in [10] proposed "Prediction of Rainfall Using Intensified LSTM Based Recurrent Neural Network with Weighted Linear Units" in which they uses RNN algorithm to predict rainfall.

III. PROPOSED SYSTEM

We create a dataset using the details of the scholarship schemes collected. The scholarship scheme dataset consists of attributes like Scheme name, Educational Category, Board of Education, Attempts, Parent's Occupation, Parent's Income, DayScholar/Hosteller, Extra preference for Disability, Extra preference for Merit Students, Extra preference for Girls, Scholarship Amount, Community. Next, we'll gather the student's data. The student dataset consists of attributes like Name, Age, Educational Category, Board of Education, Community, Gender, Parent's Occupation, Parent's Income, Dayscholar or Hosteller, Physically challenged, Merit student and Attempts. Then both the datasets are imported into the Anaconda Navigator. Then using the recurrent neural network, we will predict the schemes for the particular student. In the recurrent neural network, the datasets are classified as training and testing datasets. 80% of datasets are used for training, and the remaining 20% of datasets are used for testing. Thus, through this project, the rural students will come to know about various beneficiary schemes provided by the government, and they can view the scholarship schemes available for them. They can utilize those schemes for the improvement of rural surroundings.

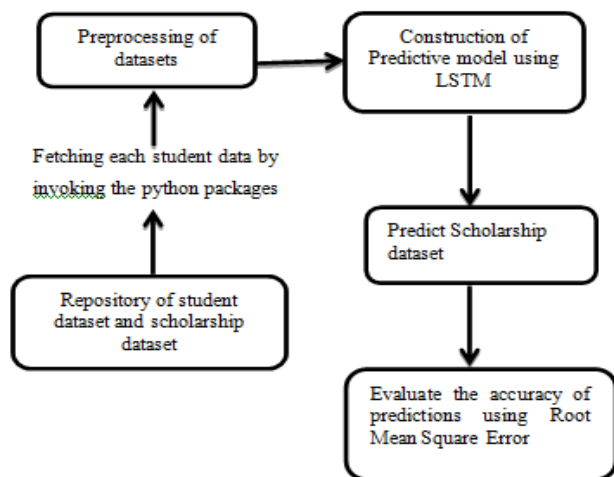


Figure 3 Proposed Diagram For The Prediction System

The proposed diagram depicted in Figure 3.1 has three main modules.

- Module 1-Obtaining dataset and preprocessing
- Module 2-Construction of Prediction Model
- Module 3-Finding accuracy

A brief explanation of each module is given below:

3.1 Module 1: Obtaining Dataset And Preprocessing

The student dataset was collected from government and government-aided schools. The student dataset consists of 13

attributes and 827 instances. While, the schemes dataset consists of the attributes such as scheme name, educational category, the board of university, attempts, parent's occupation, parent's income, day scholar hosteller, other preference for disability, extra preference for merit students, extra preference for girls, scholarship amount and age. The schemes dataset consists of 13 attributes and 100 instances.

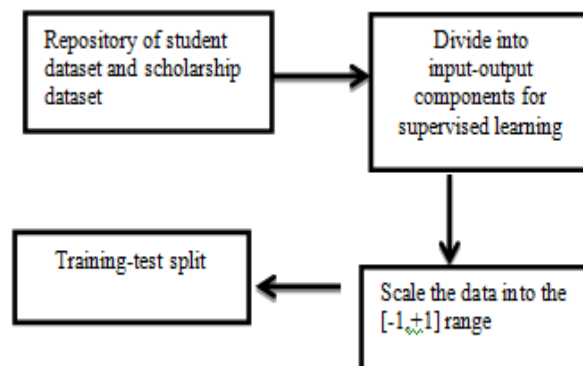


Figure 3.1 Data Preprocessing

3.2 Module 2: Construction Of Recurrent Neural Network

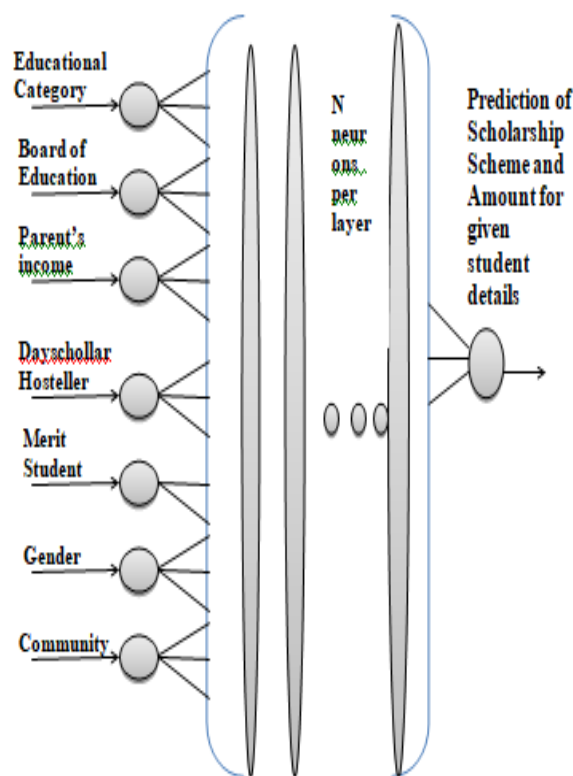


Figure 3.2 Recurrent Neural Network For Scholarship Prediction

The input data split into training and testing dataset, the LSTM model will be fit on the training dataset, and the accuracy of the fit is evaluated on the testing dataset. The LSTM network (Figure 4.2) is constructed with one input layer having eight neurons, 'n' hidden layers (with 'm' LSTM memory cells per sheet), and one output layer (with one neuron).

After fitting the model on the training dataset, hyper-parameter tuning is done using the validation set to choose the optimal values of parameters such as the number of hidden layers 'n', the number of neurons 'm' per hidden layers, batch size, etc. The batch size is set as 64, and the epoch is set as five, which iterates the dataset.

3.3 Module 3: Finding Accuracy

Root Mean Square Error (RMSE): Measure of the difference between values predicted by a model and the values observed. It is calculated by taking the summation of the squares of the differences between the predicted value and actual value and dividing it by the number of samples. It is mathematically expressed as follows:

$$RMSE = \sqrt{\frac{\sum (Y_{test} - Y_{predict})^2}{N}}$$

Y_{test} is the actual observation, and $Y_{predict}$ is the predicted observation.

N is the number of samples.

Mean Square Error = 0.153532

Root Mean Square Error = $\sqrt{0.153532} = 0.39183274637860055$

The accuracy of the prediction model can then be estimated using the RMSE (Root Mean Squared Error). In our project, the LSTM model gave an RMSE value of 0.39183274637860055 from this value we can say that RMSE value ranges from 0 to 1 and lower values of RMSE (closer to 0) indicate better fit.

IV. IMPLEMENTATION

4.1 Dataset Collection

The first dataset is the student dataset which contains the attributes such as name, age, educational category, board of university, community, gender, parent's occupation, parent's income, day scholar hosteller, physically challenged, merit student and attempts (the number of attempts a particular student take to pass a class). The student dataset consists of 13 attributes and 827 instances. The second dataset is the scholarship scheme dataset which consists of the attributes such as scheme name, educational category, the board of university, attempts, parent's occupation, parent's income, day scholar hosteller, extra preference for disability, extra preference for merit students, extra preference for girls, scholarship amount and age. The scholarship schemes dataset consists of 13 attributes and 100 instances.

4.2 Encoding Categorical Features

We used a label encoder for encoding certain features class `sklearn.preprocessing.LabelEncoder` - Encode target labels with value between 0 and `n_classes-1`. In our project, we have encoded attributes like educational category, the board of education, parent's income, extra preference for disability, extra preference for merit student, extra preference for girls, community, day scholar/hosteller in both student and scholarship scheme dataset. Label encoder transforms non-numerical labels (as long as they are hashable and comparable) to numerical labels.

4.3 Dataset Splitting

In this project, we have split the student dataset into train and test dataset using `train_test_split` library function. The training set should be a random selection of 80% of the original data. The testing set should be the remaining 20%. The student dataset consists of 827 instances, and it splits into the train and test dataset. The training dataset consists of 661 instances, and the test dataset consists of 166 instances.

Testing dataset = $827 * (20/100) = 166$ instances

Training dataset = $827 * (80/100) = 661$ instances

4.4 Predicting Scholarship Scheme With Lstm

To build the LSTM, we need to import a couple of modules from Keras:

- Sequential for initializing the neural network
- Dense for adding a densely connected neural network layer
- LSTM for adding the Long Short-Term Memory layer
- Dropout for adding dropout layers that prevent overfitting

In our project we combine the LSTM layer and later add a few Dropout layers to avoid overfitting. We combine the LSTM layer with the following arguments: 100 units, which is the dimensionality of the output space. The Figure 5.5 shows the output using the LSTM model and the scholarship scheme and scholarship amount available for the student K.Kavitha when the user enters the serial number of the student. It will display the Educational category, Board of Education, Dayscholar/Hosteller, community, and age for the given serial number of the student. The LSTM model outputs predicted scheme for the given student K.Kavitha would get Pre Matric Scholarship for BC/MBC/DNC students. Predicted scheme amount for the given student K.Kavitha will get 200 per month.

V. RESULTS

sno	name	age	education	boardof	university	community	gender	parentsSC	parentsini	dayschola	physically	meritstud	attempts
1	M.Archan	11	Pre-Matric	Govt-Aide	MBC	F	Painter	70,000	Dayschola	No	Yes	No	1
2	B.Sudha	11	Pre-Matric	Govt-Aide	ST	F	Painter	70,000	Dayschola	No	No	No	2
3	A.Priya	11	Pre-Matric	Govt-Aide	SC	F	Colli	70,000	Dayschola	No	Yes	No	1
4	M.R.Maya	11	Pre-Matric	Govt-Aide	ST	F	Colli	70,000	Dayschola	No	No	No	1
5	K.Murugai	11	Pre-Matric	Govt-Aide	MBC	M	Colli	70,000	Dayschola	No	No	No	1
6	G.Ganesh	12	Pre-Matric	Govt-Aide	SC	M	Colli	70,000	Dayschola	No	No	No	1
7	N.R.Goma	12	Pre-Matric	Govt-Aide	SC	F	Cleaner	70,000	Dayschola	No	No	No	1
8	S.Abhishe	12	Pre-Matric	Govt-Aide	MBC	M	Carpenter	70,000	Hosteller	No	No	No	1
9	K.Sangave	12	Pre-Matric	Govt-Aide	SC	F	Colli	70,000	Dayschola	No	No	No	1
10	N.Kandha	12	Pre-Matric	Govt-Aide	MBC	M	Colli	70,000	Dayschola	No	No	No	1
11	S.Raj Kum	11	Pre-Matric	Govt-Aide	SC	M	Colli	70,000	Dayschola	No	Yes	No	1
12	K.Kavitha	12	Pre-Matric	Govt-Aide	MBC	F	Colli	70,000	Dayschola	No	No	No	1
13	D.Geetha	12	Pre-Matric	Govt-Aide	ST	F	Colli	70,000	Dayschola	No	No	No	1
14	H.Preethi	11	Pre-Matric	Govt-Aide	MBC	F	Colli	70,000	Dayschola	No	No	No	1
15	M.Mathiyi	11	Pre-Matric	Govt-Aide	SC	M	Colli	70,000	Dayschola	No	No	No	1

Figure 5.1 Student Dataset

sno	scheme	n.Education	Board of E Attempts	Parent's C	Parent's I	DaySchola	Extraprefe	Extraprefe	Extraprefe	Scholarshi	Community
1	Pre Matric	Pre-Matric	Govt	1	Any Occur	50,000	Dayschola	No	No	225 per m	SC
2	Pre Matric	Pre-Matric	Govt Aide	1	Any Occur	70,000	Dayschola	No	No	225 per m	SC
3	Pre Matric	Pre-Matric	Govt	1	Any Occur	50,000	Hosteller	No	No	525 per m	SC
4	Pre Matric	Pre-Matric	Govt Aide	1	Any Occur	70,000	Hosteller	No	No	525 per m	SC
5	Pre Matric	Pre-Matric	Govt	1	Any Occur	50,000	Dayschola	No	No	225 per m	ST
6	Pre Matric	Pre-Matric	Govt Aide	1	Any Occur	70,000	Dayschola	No	No	225 per m	ST
7	Pre Matric	Pre-Matric	Govt	1	Any Occur	50,000	Hosteller	No	No	525 per m	ST
8	Pre Matric	Pre-Matric	Govt Aide	1	Any Occur	70,000	Hosteller	No	No	525 per m	ST
9	Pre Matric	Pre-Matric	Govt	1	Any Occur	50,000	Dayschola	No	No	225 per m	SC
10	Pre Matric	Pre-Matric	Govt Aide	1	Any Occur	70,000	Dayschola	No	No	225 per m	OBC
11	Pre Matric	Pre-Matric	Govt	1	Any Occur	50,000	Hosteller	No	No	525 per m	OBC
12	Pre Matric	Pre-Matric	Govt Aide	1	Any Occur	70,000	Hosteller	No	No	525 per m	OBC
13	Post Matric	Post-Matric	Govt	1	Any Occur	50,000	Dayschola	No	No	230-550 p	SC
14	Post Matric	Post-Matric	Govt Aide	1	Any Occur	70,000	Dayschola	No	No	230-550 p	SC
15	Post Matric	Post-Matric	Govt	1	Any Occur	50,000	Hosteller	No	No	380-1200 p	SC

Figure 5.2 Scholarship Scheme Dataset

Using Deep Learning to Predict Scholarship Scheme Based on Student Details

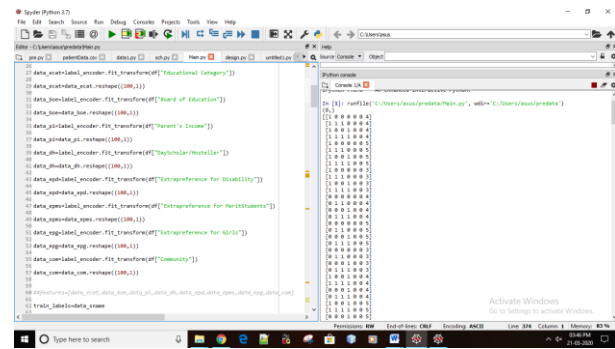


Figure 5.3 Encoding Categorical Features Using Label Encoder

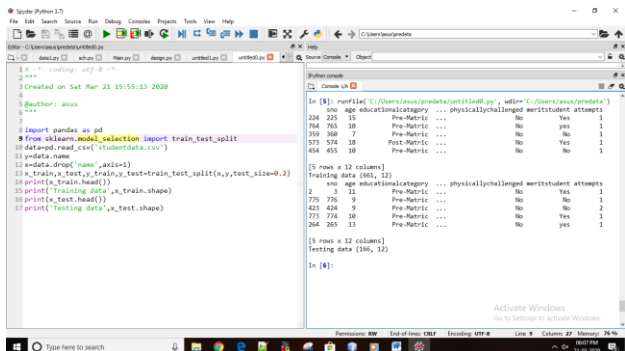


Figure 5.4 Dataset Splitting

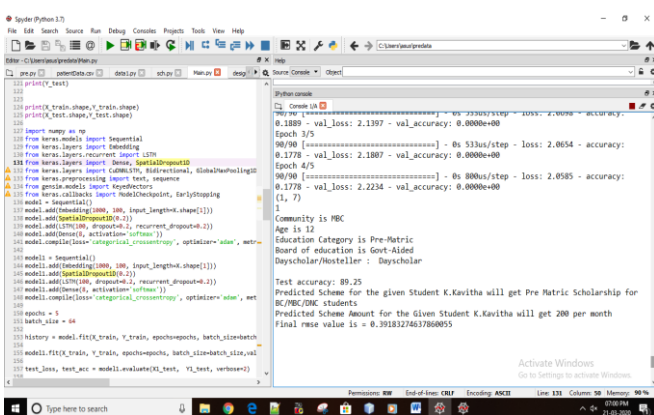


Figure 5.5 Scholarship Scheme Prediction Using Lstm

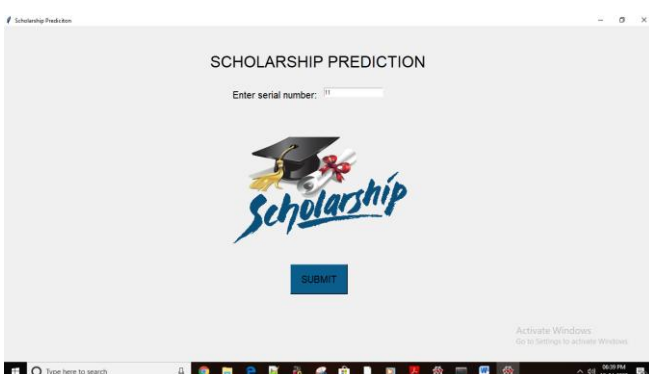


Figure 5.6 Gui Design For User Input

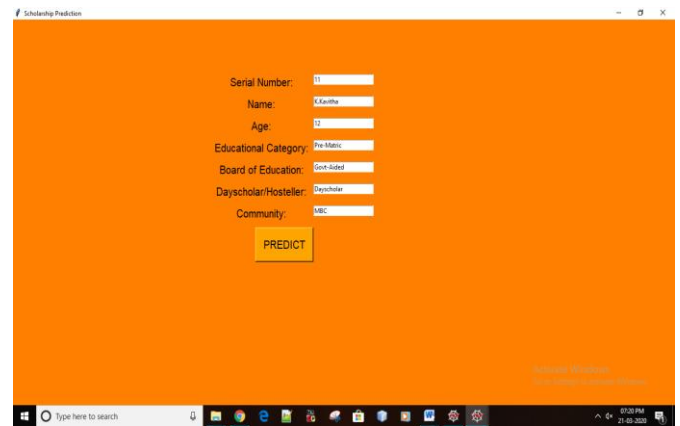


Figure 5.7 Gui Design For Displaying Student Details

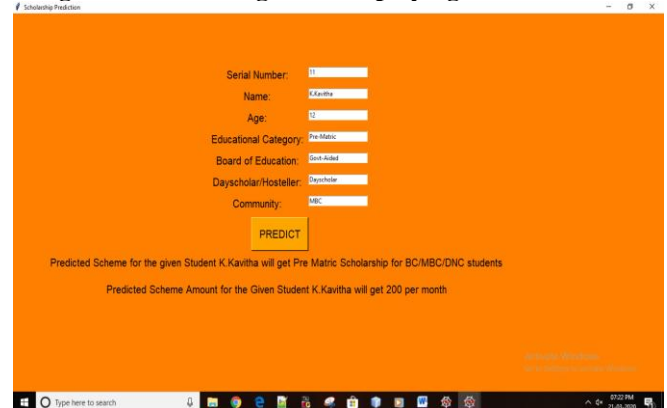


Figure 5.8 Gui Design For Displaying Scholarship Scheme

In figure 5.6 when the user gives the serial number of the student and clicks the submit button, the control goes to next window as shown in figure A.7 which displays the student's details and when the user clicks the predict button, it will reveal the scholarship scheme and amount as shown in figure 5.8

```
from sklearn.linear_model import LinearRegression
regressor=LinearRegression()
regressor.fit(X_train,Y_train)
y_pred=regressor.predict(X_test)
print("Final rmse value is =",np.sqrt(np.mean((Y_test-y_pred)**2)))
```

Test accuracy: 89.25
Predicted Scheme for the given Student K.Ka
BC/MBC/DNC students
Predicted Scheme Amount for the Given Stude
Final rmse value is = 0.39183274637860055

Figure 5.9 Rmse For Lstm Model

VI. CONCLUSION

Our Indian government inaugurates numerous ambitious programs to make the country more harmonious and prosperous. Through this innovative proposal, the utilization of government schemes will be increased among rural people. The rural people can effectively make use of all the projects furnished by the government of India for their welfare to the maximum extent. The amount spent by the government for the welfare schemes will yield a worthy outcome. Thus according to the saying, "Developed Villages—Developed Nation," India will move towards a prosperous future.

REFERENCES

1. Alistair Johnson.,Harini Suresh., Leo Anthony Celi., MarzyehGhassemi., Nathan Hunt., and Peter Szolovits., 'Clinical Intervention Prediction and Understanding using Deep Networks' arXiv preprint arXiv:1705.08498 (2017).
2. ArindamMondal., and Joydeep Mukherjee., 'An Approach to Predict a Student's Academic Performance using Recurrent Neural Network (RNN),' Corpus ID:70189807.0a
3. Atsushi SHIMADA., Fumiya OKUBO., Shinichi KONOMI., and Takayoshi YAMASHITA., 'Students Performance Prediction Using Data of Multiple Courses by Recurrent Neural Network,' Chen, W. et al. (Eds.) (2017).Proceedings of the 25th International Conference on Computers in Education.
4. Giuseppe Serra., Lorenzo Baraldi., Marcella Cornia., and Rita Cucchiara., 'Predicting Human Eye Fixations via an LSTM-based Saliency Attentive Model.'
5. Hangzhou Yang., and Kuang Junwei., 'Dynamic prediction of cardiovascular disease using improved LSTM,' International Journal of Crowd Science.
6. Kamurunissa Bee, K., Kiruthika, J., and Sowri Raja Pillai., 'Prediction Of Heart Disease Using RNN Algorithm,' Prediction Of Heart Disease Using RNN Algorithm.
7. Karan Manchandia., and NavdeepKhare., 'Implementation of student performance evaluation through supervised learning using neural network,' International Journal of Engineering Sciences & Research Technology, [Manchandiaet al., 6(3): March 2017]
8. Lia Bally., Marko Jankovic, V., Qingnan Sun., and Stavroula Mougiakakou, G., 'Predicting Blood Glucose with an LSTM and Bi-LSTM Based Deep Neural Network'
9. Lokeswari Y, V., RaghavNandakumar., Uttamraj, K, R., and Vishal, R., 'Stock Price Prediction Using Long Short Term Memory' International Research Journal of Engineering and Technology (IRJET) Volume:05 Issue: 03|Mar-2018.
10. Poornima, S., and Pushpalatha, M., 'Prediction of Rainfall Using Intensified LSTM Based Recurrent Neural Network with Weighted Linear Units.'